


Democracy Perception Index 2023

The world's largest annual study on how
people perceive democracy



**State of
Democracy**

PAGE 7

**Threats to
Democracy**

PAGE 13

**Global
Politics**

PAGE 32

**Democracy
under COVID**

PAGE 56

Welcome

The Democracy Perception Index (DPI) is the world's largest annual study on how people perceive democracy, conducted by Latana in collaboration with the Alliance of Democracies. The 2023 edition offers an unprecedented comparison of global attitudes towards democracy since the beginning of the COVID crisis. Results are based on nationally representative interviews with over 53,970 respondents from 53 countries conducted between February 7th and March 27th, 2023.

The DPI was published ahead of the 2023 Copenhagen Democracy Summit to support the discussion on the global state of democracy.

Dr. Nico Jaspers

CEO at Latana

© 2023 Latana

- ▶ **53,970**
respondents
- ▶ **53**
countries
- ▶ **Spring 2023**
Feb 7th - March 27th, 2023
- ▶ **75%**
of the global population
represented

Frederick DeVeaux

Senior Researcher

Ekaterina Golovanova

Graphic Design Lead



Table of Contents

	Foreword	4
	Executive Summary	5
CHAPTER I	State of Democracy	7
	Importance of Democracy	8
	Democracy Today	9
	Perceived Democratic Deficit	10
	Desire for More Democracy	11
	Government Accountability	12
CHAPTER II	Threats to Democracy	13
	Threats to Democracy	14
	Economic Inequality	15
	Corruption	16
	Global Corporations	17
	Free Speech Limitations	18
	Unfair Elections	19
	Big Tech	20
	Foreign Election Interference	21
	Social Media Influence	22
	Threats to Democracy in America	24
	Government Priorities	25
	Climate Change	31
CHAPTER III	Global Politics	32
	Perception of Global Powers	33
	US Impact on Democracy	44
	Economic Ties with Russia	46
	Economic Ties with China	49
	Russia-China Relations	52
	Assistance to Ukraine	53
	World Challenges	54
	Prioritizing Climate Change	55
CHAPTER IV	Democracy under COVID	56
	Government Response	57
	COVID Restrictions	59
	Methodology	60
	About Latana	61
	About the Alliance of Democracies	62
	Questionnaire	63

Foreword

The Democracy Perception Index 2023 was published ahead of the 2023 Copenhagen Democracy Summit to support the discussion on the global state of democracy.



“

In every country people are calling for more democracy. Putin's brutal invasion of Ukraine shows that we can never take freedom and democracy for granted. We must do more to protect and promote the civic rights, individual liberty, and basic democratic principles. First and foremost, we must strengthen our support for all those around the world fighting for a democratic future. But leaders of certain democratic societies will also have to address the population's dissatisfaction with the lack of democracy in their countries.

Anders Fogh Rasmussen, Chair of the Alliance of Democracies Foundation, former NATO Chief, and Danish Prime Minister



“

The world remains united about the importance of democracy and the need to support Ukraine. But there's a clear dividing line when it comes to bearing the economic cost of doing so. Most countries in the global south still see hunger and poverty as the world's biggest challenge, and economic inequality as the biggest threat to democracy. The West should not forget that global development and creating economic opportunities for everyone are also key ingredients to promoting democracy around the world.

Dr. Nico Jaspers, CEO at Latana

Executive Summary

The Democracy Perception Index (DPI) aims to understand how people around the world perceive the state of democracy in their country today and the major challenges that lie ahead. It is the largest annual study on people's perception of democracy, spanning 53 countries that represent over 75% of the world's population.

State of Democracy

- Faith in democracy has remained high across the globe over the past five years, with 84% saying that it's important to have democracy in their country. When it comes to key components of democracy, the results are even more clear: over 90% say freedom of speech, fair elections and equal rights are important to have in their country - a result that is similar in most democratic and non-democratic countries.

Governments, however, are not seen to be living up to the democratic expectations of their citizens: only a little more than half of the people that we polled are satisfied with the state of democracy in their country (57%). The dissatisfaction is not limited to non-democratic countries, but is also very prevalent in the US, Europe and in other countries with a long democratic tradition.

Threats to Democracy

- Economic inequality is still perceived to be the number one threat to democracy worldwide, (69%), followed by corruption (68%) and the influence of global corporations (60%). About half of the people around the world, in both democratic and non-democratic countries, feel that their government is acting only in the interest of a small group of people.

Americans are growing more and more concerned about threats to their democracy. Since 2021, fear of unfair elections has increased most dramatically in the US (from 49% to 61%), but economic inequality remains the top perceived threat (from 61% to 69%).

When it comes to social media platforms and their impact on democracy, people are divided: in Europe and North America, a large majority of people view social media platforms as having a negative or mixed impact on democracy. In most other countries, however, people have a more positive view.

Global Challenges

- Overall, war and violent conflicts are currently seen as the most important global challenges, followed by poverty and hunger, and climate change. But there are important differences across regions: in Europe and Asia, people are primarily concerned about war and conflict, while the rest of the world is concerned about poverty and hunger.

At the national level, most people want their governments to focus more on poverty reduction, corruption and economic growth. However there are strong regional differences in priorities: Europe and the United States are much more likely to want their government to prioritize improving healthcare, fighting climate change, and reducing immigration than countries in Asia and Latin America, where fighting corruption and promoting growth are more important.

Despite 32% of the world saying that climate change is one of the world's top three biggest challenges, only 15% of people say fighting climate change should be among the top-three priorities for their government.

Executive Summary

Geopolitics

- Support for cutting economic ties with Russia over its invasion of Ukraine remains high in Europe and the United States even after several rounds of sanctions. But in the rest of the world most people prefer keeping economic ties with Russia.

When asked about cutting economic ties with China if it were to invade Taiwan, the world is also divided between the West and the rest. People in western democracies are generally in favor of cutting ties with China in the event of an invasion. This includes several of China's largest trading partners: the United States, Japan and Germany. Most other countries, however, have mixed attitudes or clearly prefer keeping ties.

Despite heavy NATO assistance to Ukraine over the past year, one third of the global population still says that "too little" has been done to assist Ukraine, and roughly half say that the assistance has been the "right amount" (48%). A much smaller share (17%) says that "too much" has been done to assist Ukraine.

Perception of Global Powers

- People in almost all countries surveyed have positive perceptions of the European Union, the United Nations and the United States, and negative perceptions of Russia. While perceptions of Russia are still overwhelmingly negative in most western democracies, they are less so than they were in the early days of the war in the Spring of 2022.

When it comes to perceptions of China, the world is divided: western democracies, particularly the United States, European countries, Australia, Japan and South Korea, have negative views of China, while the rest of the world has more mixed or positive views.

The United States is seen as having a positive influence on global democracy by most countries around the world, particularly in Latin America, Asia and several Eastern European countries such as Poland and Ukraine. The US's impact on global democracy is seen more critically in Western European countries, however, where attitudes are mixed or even slightly negative.

Public attitudes between China and Russia are very positive and reciprocal: people in both countries have positive views of each other's country, and the vast majority of people prefer keeping economic ties. Both populations also share very negative attitudes towards the United States and are the only two countries surveyed to have generally negative perceptions of the European Union.

Democracy under COVID

- Despite relatively high levels of satisfaction with their governments' response to Covid, the concern that governments have limited freedoms too much during the pandemic is still high and widespread, with a little over half of respondents globally expressing concern (56%), both in democratic and less democratic countries.

State of Democracy

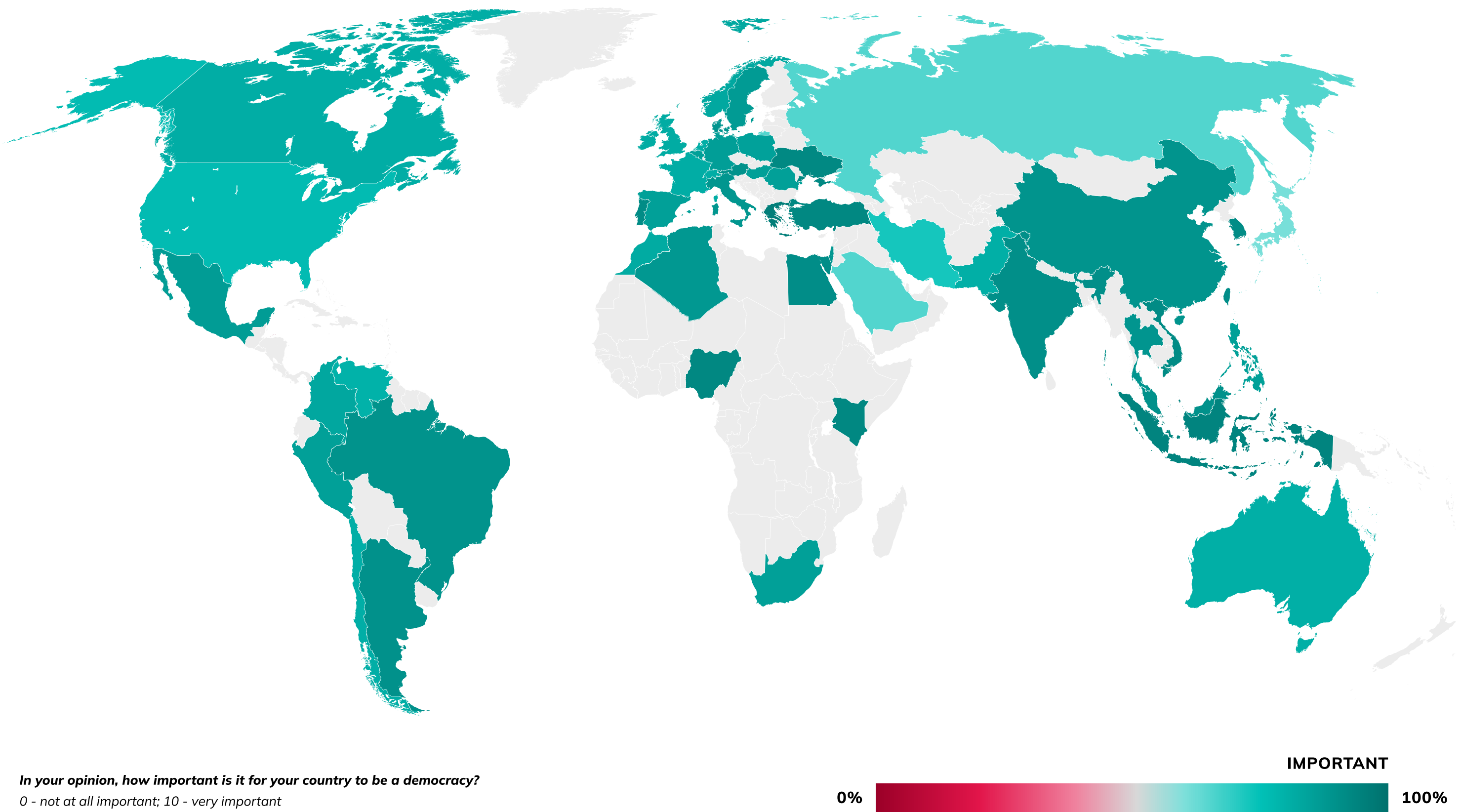
Importance of Democracy	8
Democracy Today	9
Perceived Democratic Deficit	10
Desire for More Democracy	11
Government Accountability	12

Importance of Democracy

Despite the 17th consecutive year of decline in global freedom according to Freedom House, the vast majority of people worldwide consistently say that democracy is important to have in their country (84%).

Democracy is important for people around the world


% say that it is important to have democracy in their country



KEY FINDINGS

Democracy is important

Across the 53 countries surveyed in the Democracy Perception Index (DPI) study, an average of 84% of people say that democracy is important to have in their country, ranging from 94% in the birthplace of democracy, Greece, to 61% in Japan. This is a majority opinion in all countries.

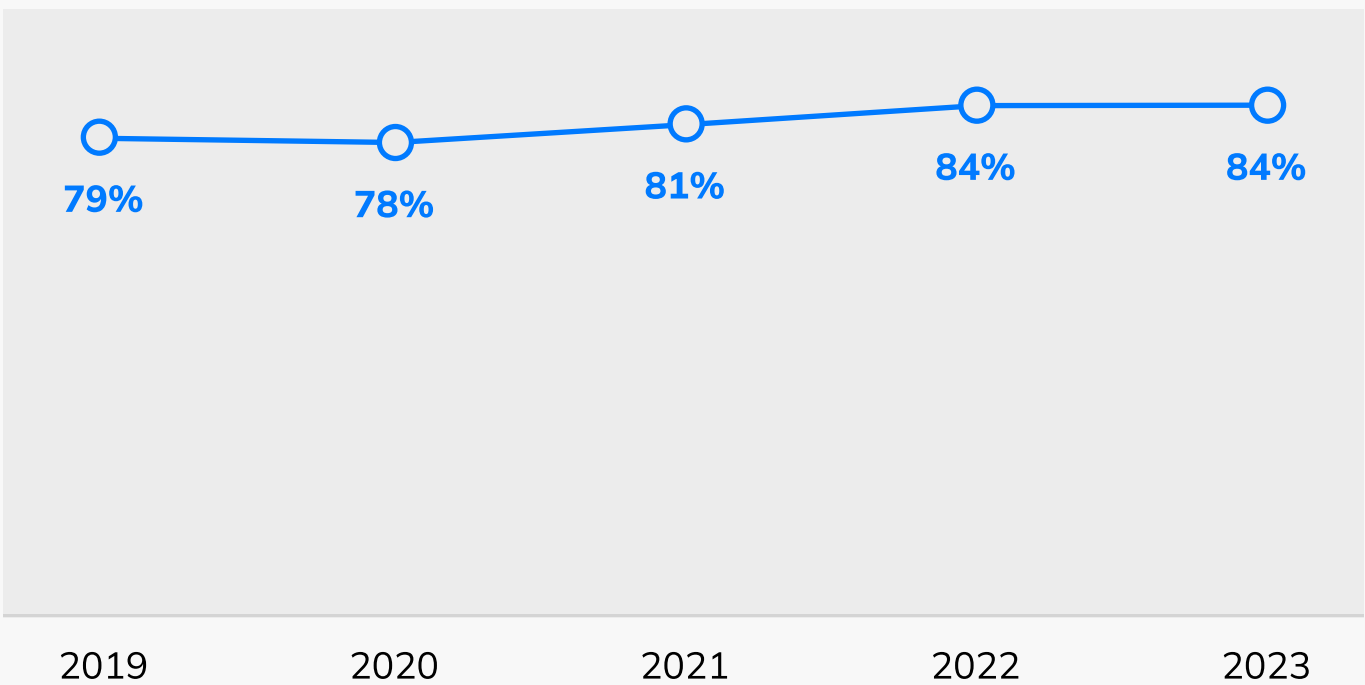


TREND

Global faith in democracy remains high

Over the last five years, global faith in democracy has remained consistently high.

% say that it is important to have democracy in their country

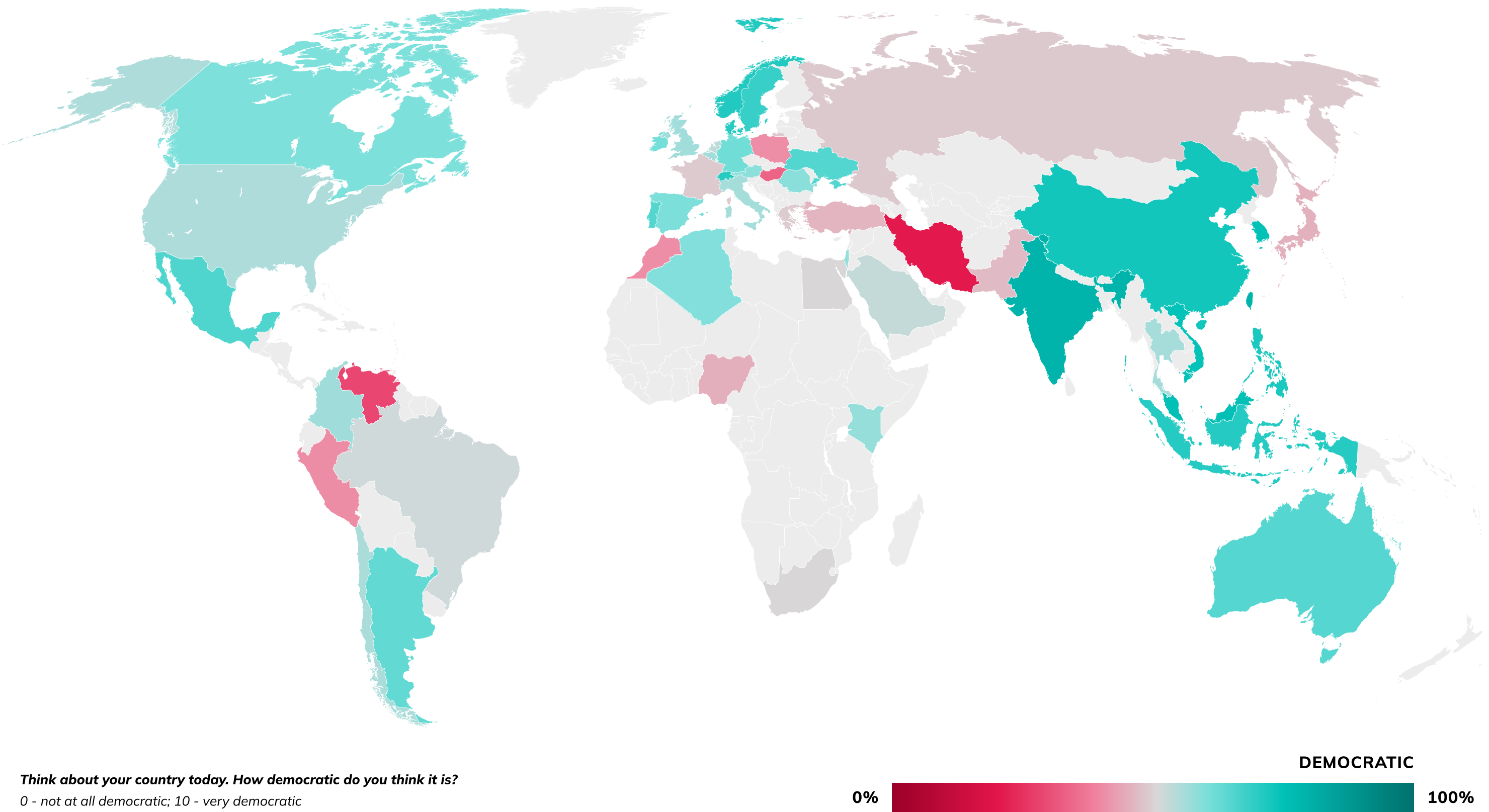


Democracy Today

When asked how democratic people think their country currently is, only about half the world (57%) says that their country is actually democratic. This is true even in democracies labeled as “free” by Freedom House, where only 58% say that their country is democratic.

People don’t think their countries are very democratic - even in democracies

% say that their country is currently democratic



KEY FINDINGS

Only about half the world (57%) says their country is democratic

The countries considered most democratic by their citizens are India, Taiwan, and South Korea.

Out of all countries labeled as “free” democracies by Freedom House, Poland is considered the least democratic by its people (40%).


METHODOLOGY

How the DPI categorizes democracies:
In order to compare public opinion results between more democratic countries and less democratic countries, the DPI uses the 2023 categories from Freedom House to create two groups:

"Free" - the most democratic countries, labeled as "Free" by Freedom House

"Less Free" - less democratic countries and non-democratic countries, labeled as either "Partially Free" or "Not Free" by Freedom House

Most democratic



Least democratic

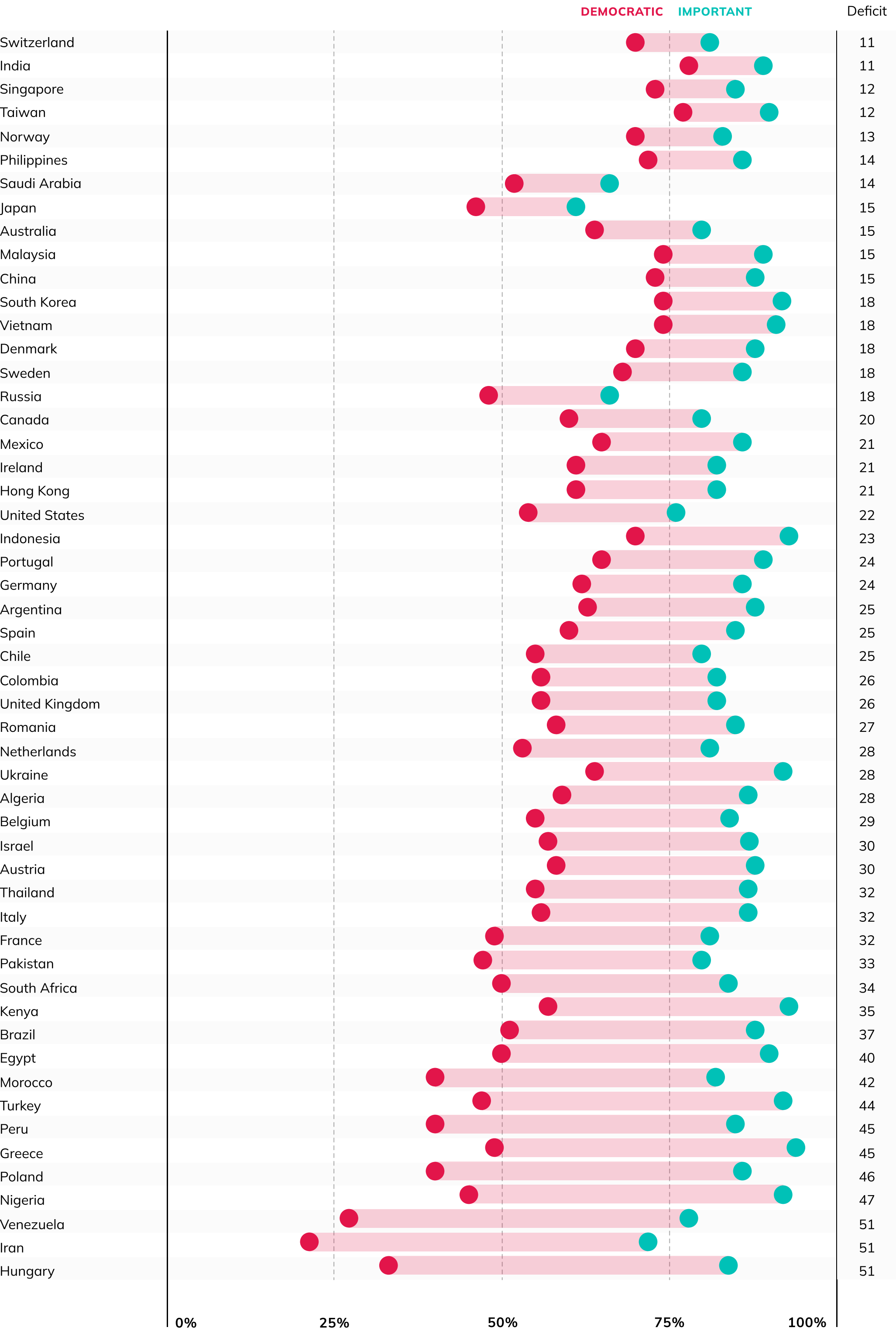


Perceived Democratic Deficit

To capture public dissatisfaction with the state of democracy, the DPI measures the difference between how important people say democracy is and how democratic they think their country is. This difference is called the Perceived Democratic Deficit. The larger the deficit, the more governments are failing to live up to the democratic expectations of their citizens.

Governments are not living up to the democratic expectations of their citizens

% say that democracy is important vs. % say that their country is democratic

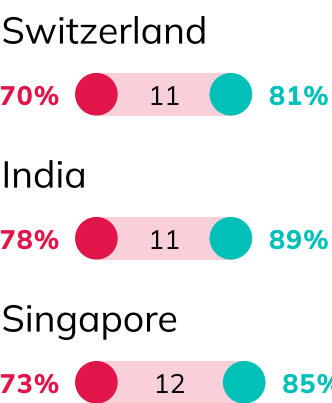


Perceived Democratic Deficit


No country is fully living up to the democratic expectations of its citizens - in other words, no country has a Perceived Democratic Deficit of 0.

However, some countries are much closer to fulfilling their citizens' expectations than others.

Smallest Deficit



Largest Deficit



TREND 2022 VS 2023

The Perceived Democratic Deficit has increased significantly in Iran (+15) since 2022.

In your opinion, how important is it for your country to be a democracy?
0 - not at all important; 10 - very important

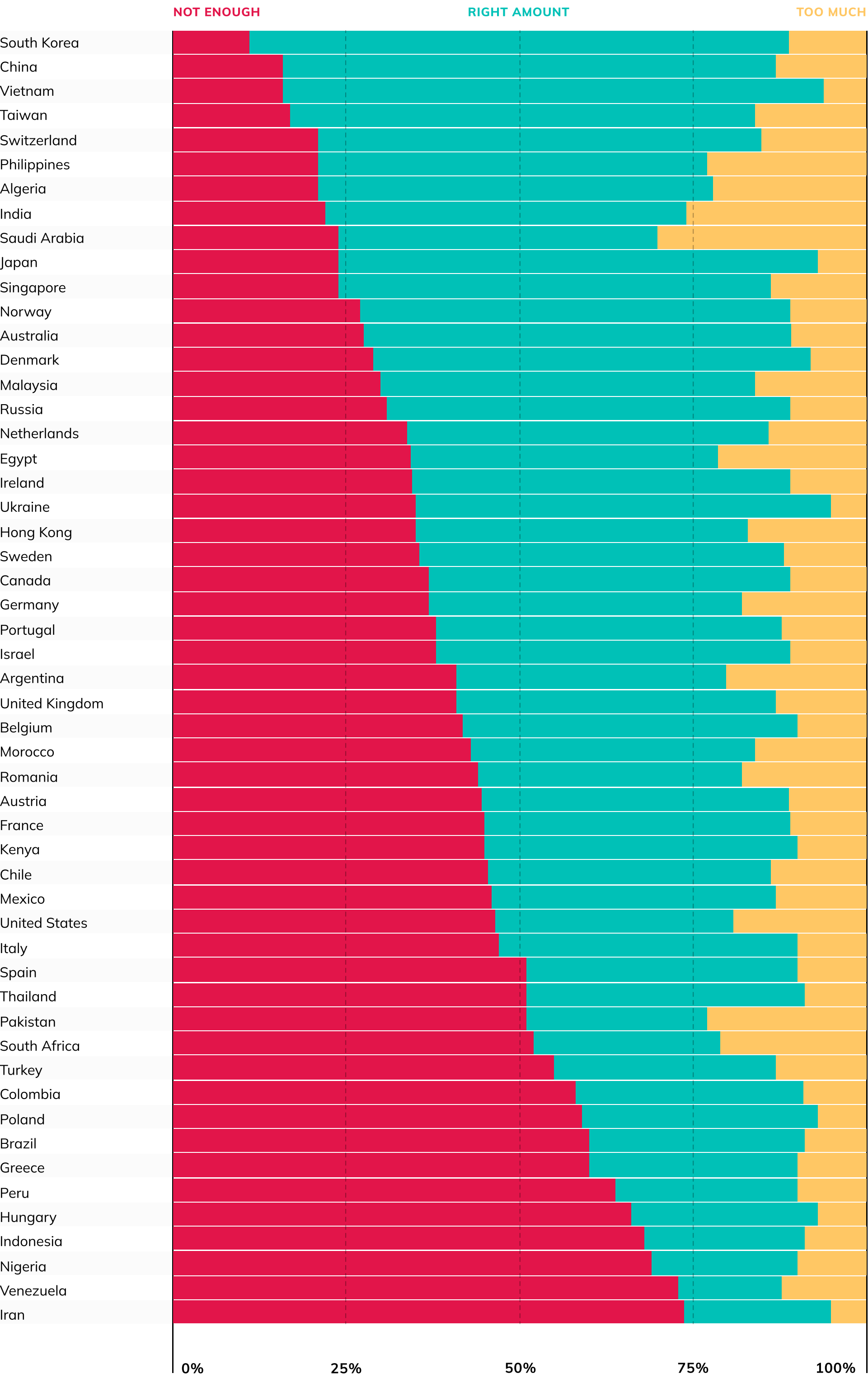
Think about your country today. How democratic do you think it is?
0 - not at all democratic; 10 - very democratic

Desire for More Democracy

Across the 53 countries surveyed, 41% of people say there is “not enough democracy” in their country, while 46% say there is the “right amount” and only 13% say there is “too much”.

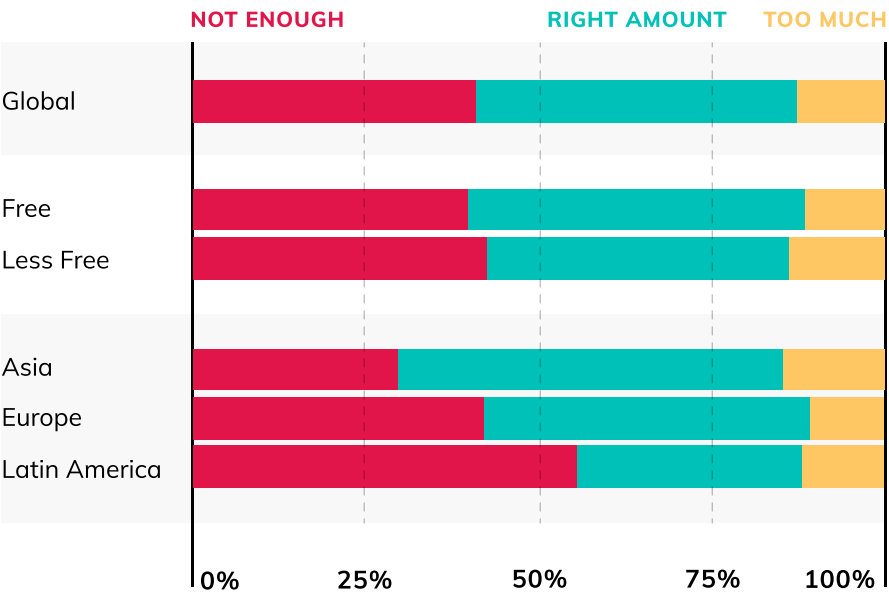
41% of people say there is "not enough democracy" in their country

% say there is not enough, the "right amount" or "too much" democracy in their country



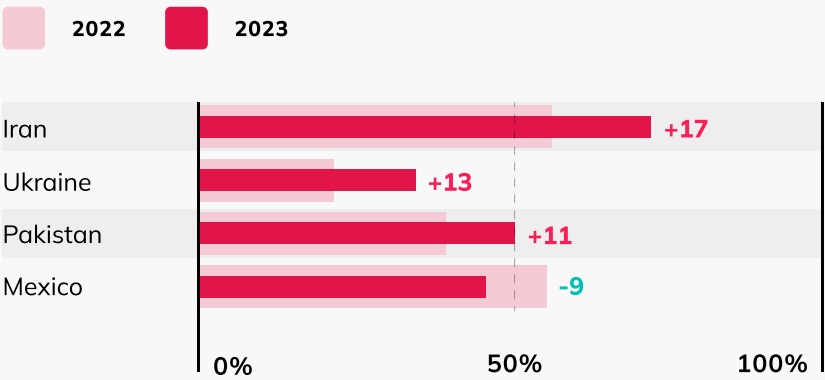
Dissatisfaction with the level of democracy is highest in Latin America - and lowest in Asia

The feeling that there is “not enough democracy” is highest in Latin America (55%), then Europe (42%), and lowest in Asia (30%).



TREND 2022 VS 2023

The feeling that there is “not enough democracy” has increased most in Iran (+17), Ukraine (+13) and Pakistan (+11) since 2022, and decreased significantly in Mexico (-9).



Which of the following statements comes closest to your view?

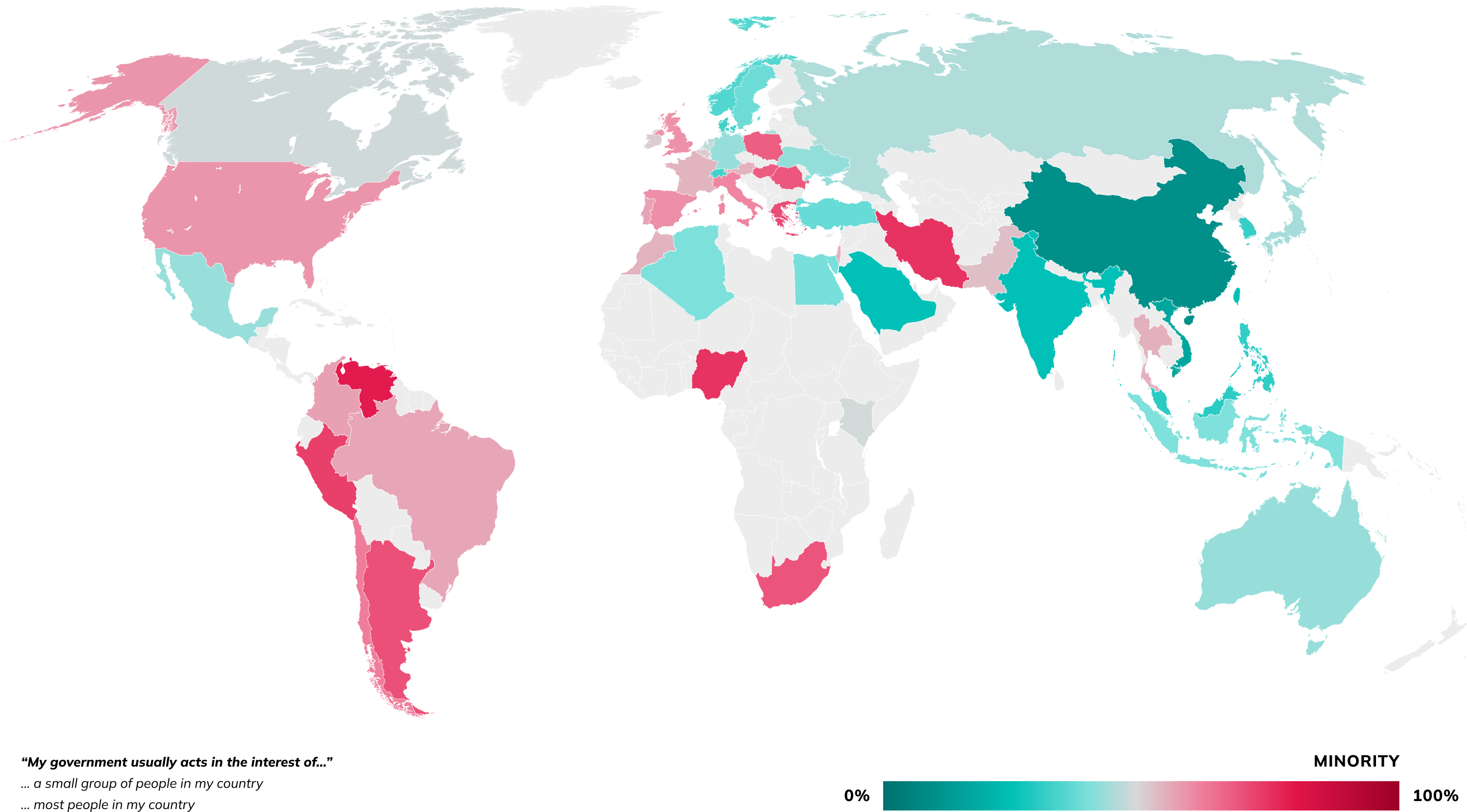
- I think there is not enough democracy in my country
- I think there is the right amount of democracy in my country
- I think there is too much democracy in my country

Government Accountability

Across the 53 countries surveyed, an average of 48% of people say that their government mainly serves the interest of a minority - even in democracies. This sentiment is most prevalent in the Latin American countries surveyed (63%), the US (58%) and Europe (52%), and least prevalent in Asian countries (32%), particularly China (10%).

Half of the world says their government only serves a minority

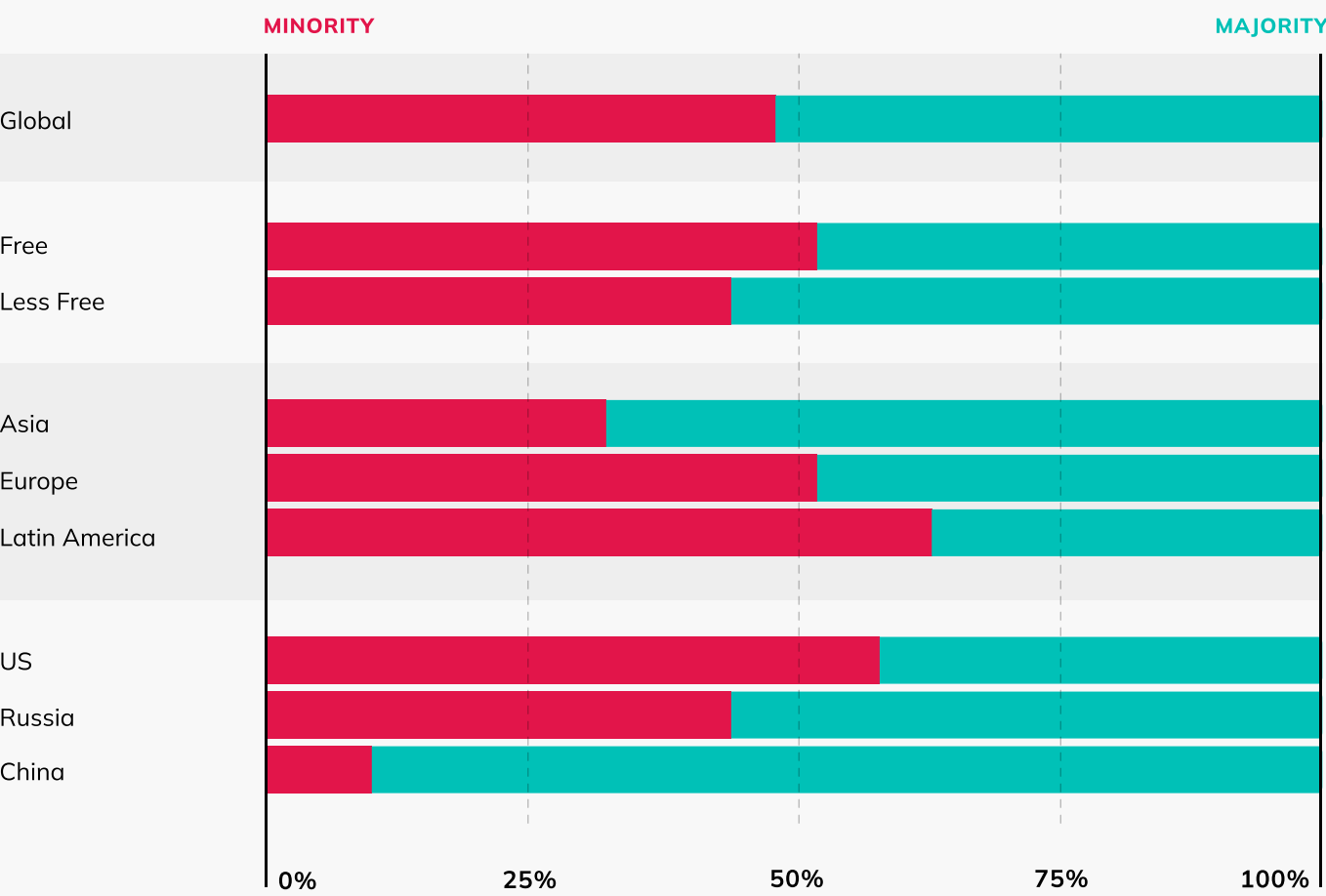
% say their government usually acts in the interest of a "small group of people" (minority)



KEY FINDINGS

People in Latin America are most likely to say that their government serves a minority

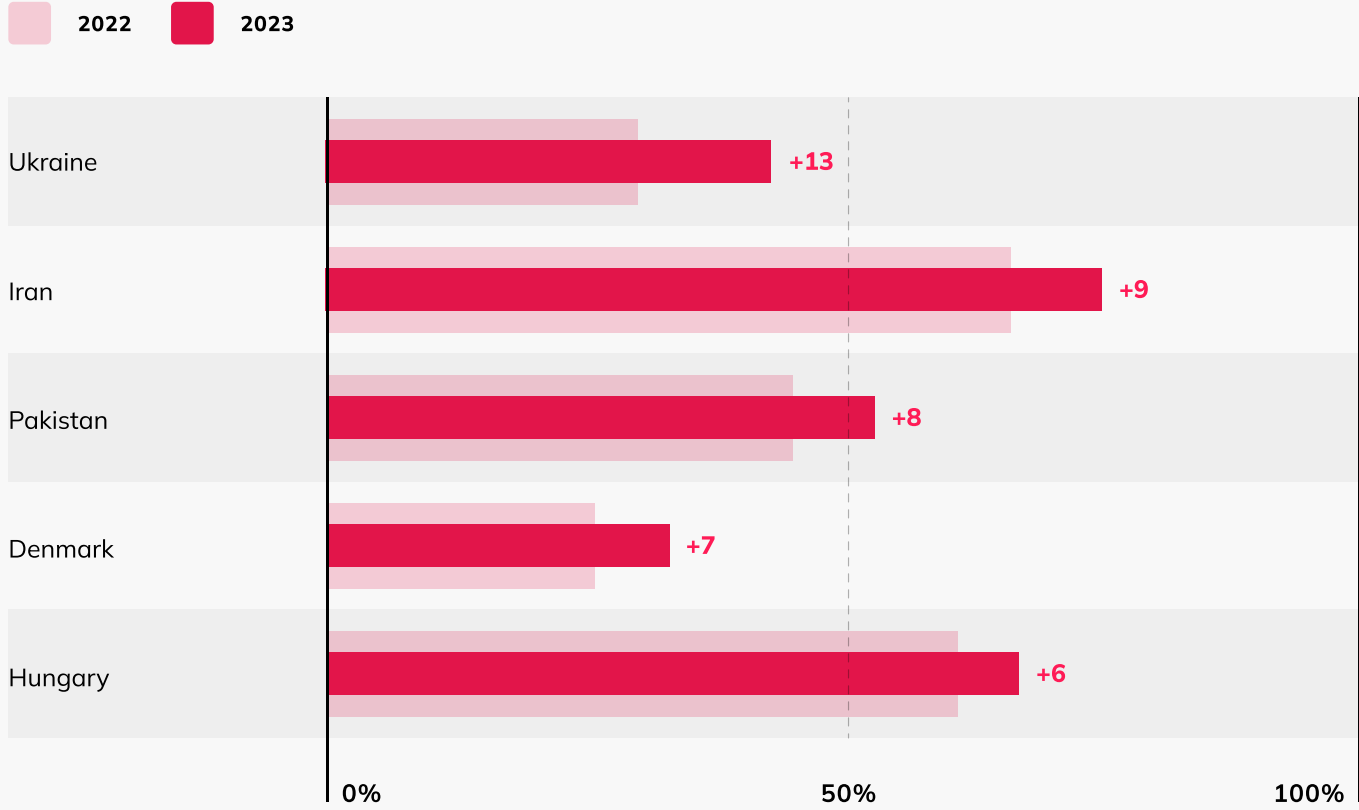
% say their government acts in the interest of...



TREND 2022 VS 2032

Top 5 countries where the sentiment has grown most since last year

% say their government mainly acts in the interest of a small group of people



Threats to Democracy

Threats to Democracy	14
Economic Inequality	15
Corruption	16
Global Corporations	17
Free Speech Limitations	18
Unfair Elections	19
Big Tech	20
Foreign Election Interference	21
Social Media Influence	22
Threats to Democracy in America	24
Government Priorities	25
Climate Change	31

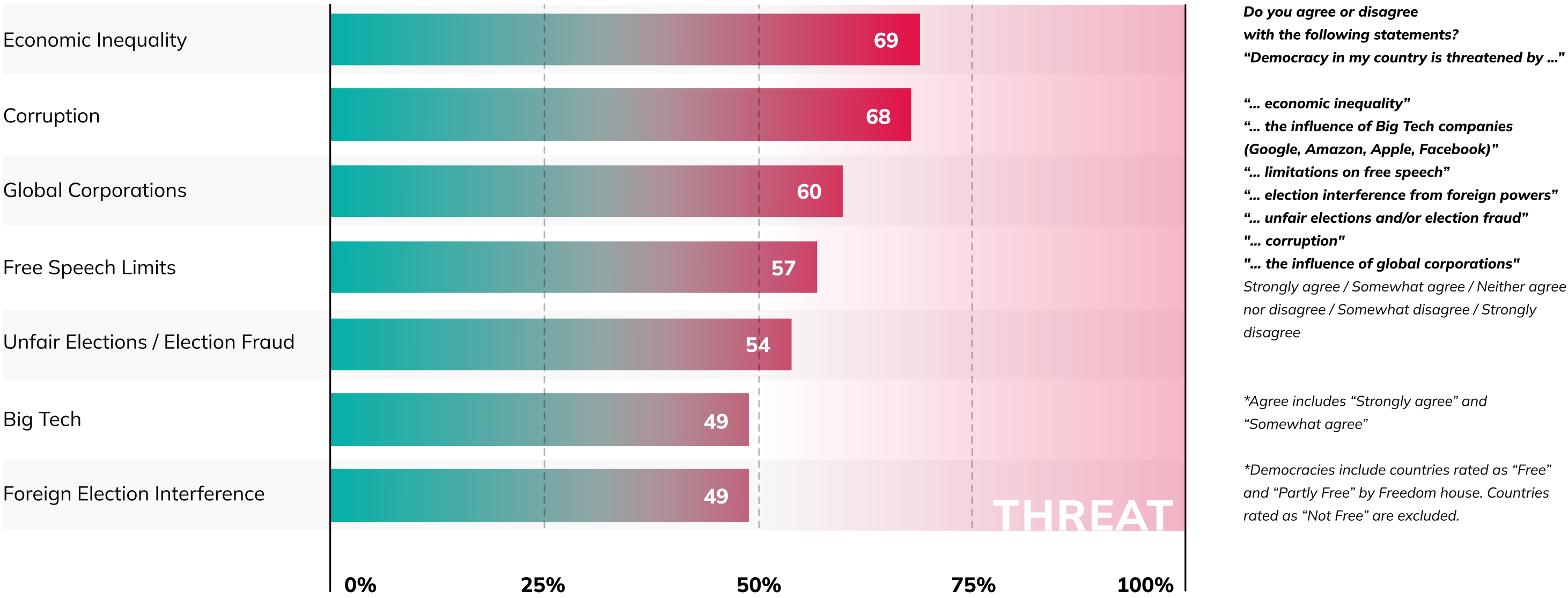
Threats to Democracy

This chapter provides an overview of what people in democratic countries see as the biggest threats to democracy.

The results show that out of all the threats listed in the DPI, economic inequality is viewed as the most significant threat among the 43 democracies* surveyed: an average of 69% say that economic inequality threatens democracy in their country.

Economic inequality is viewed as the biggest threat to democracy worldwide

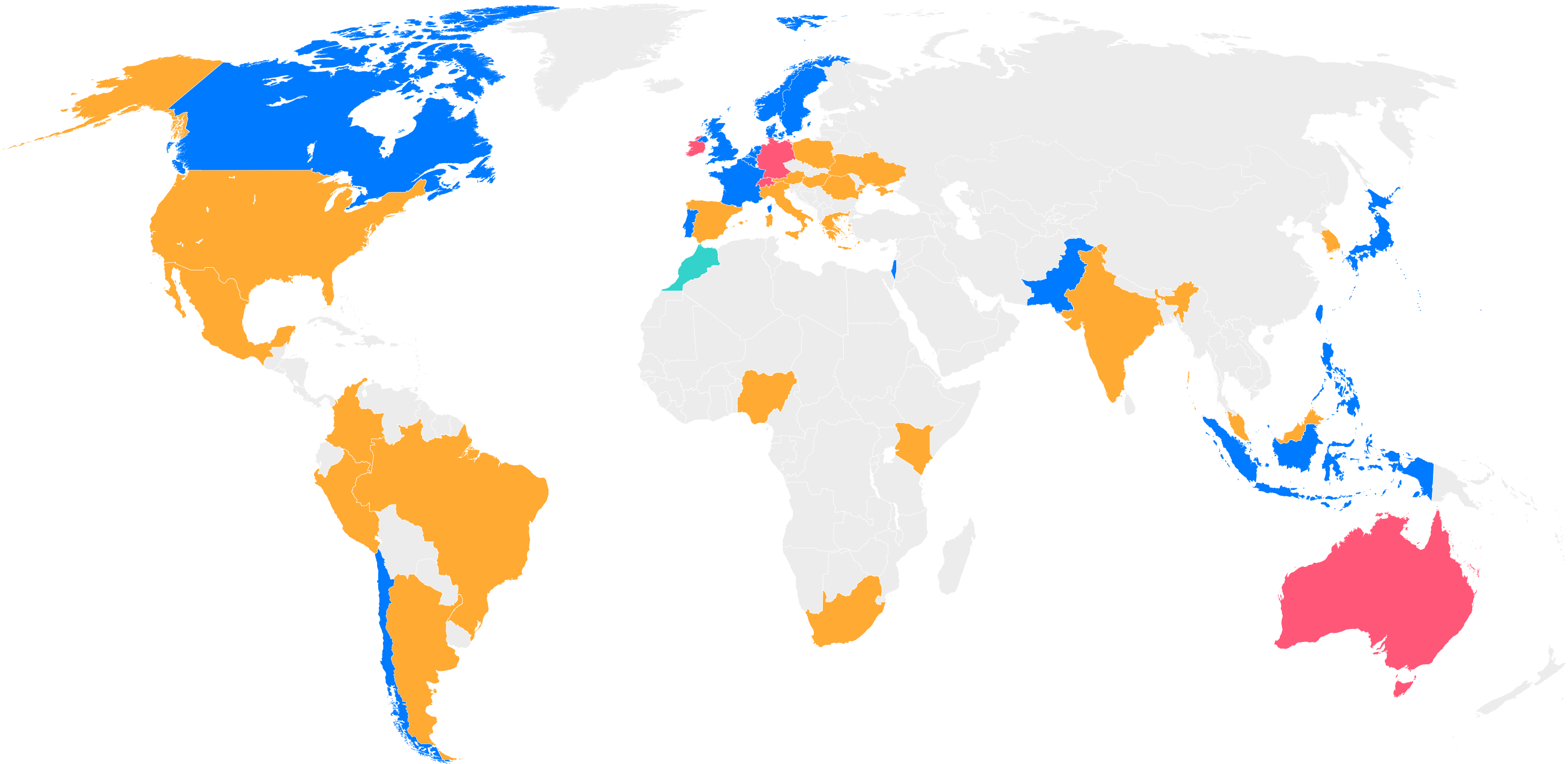
% agree* that _____ is a threat to democracy in their country



Economic inequality and corruption are seen as the biggest threats to democracy

the top threat selected by country

ECONOMIC INEQUALITY CORRUPTION GLOBAL CORPORATIONS FREE SPEECH LIMITS

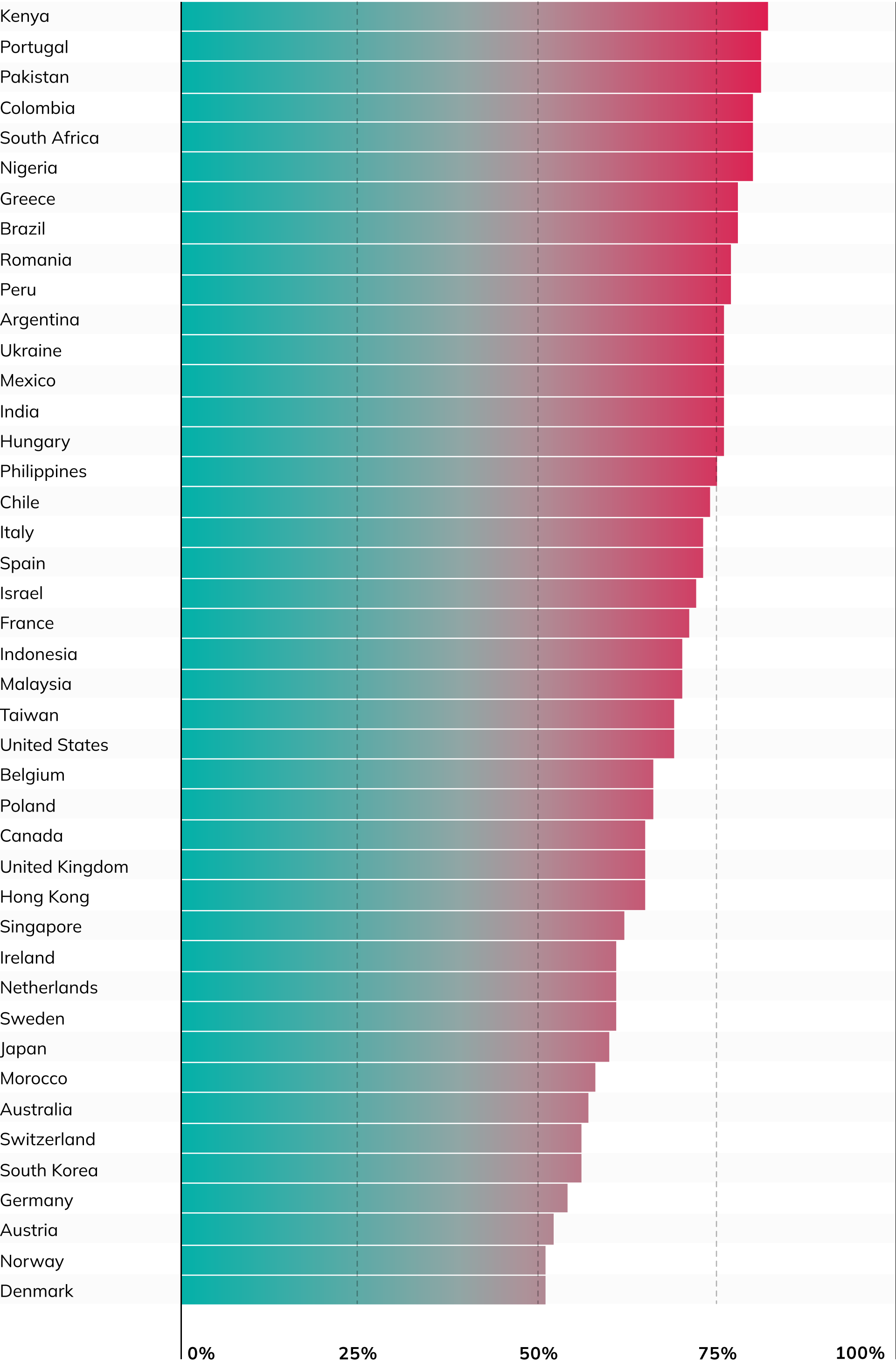


Economic Inequality

The vast majority of people in almost all democracies (69%) say that economic inequality is a threat to democracy in their country.

Majority of people in almost all countries say that economic inequality is a threat to democracy

% agree* that economic inequality is a threat to democracy in their country

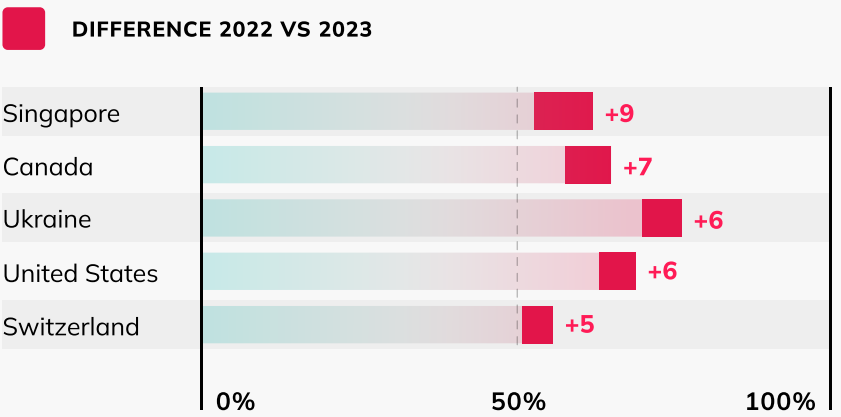


Regional Results

The concern with economic inequality is highest in the three African democracies surveyed (81%), followed by the Latin American democracies (77%) and then Asia (68%), and Europe (66%).

Trend 2022 VS 2023

Since 2022, concern with economic inequality has increased most significantly in Singapore, Canada, Ukraine, the United States and Switzerland.



"Democracy in my country is threatened by economic inequality"
Strongly agree / Somewhat agree / Neither agree nor disagree / Somewhat disagree / Strongly disagree

*Agree includes "Strongly agree" and "Somewhat agree"

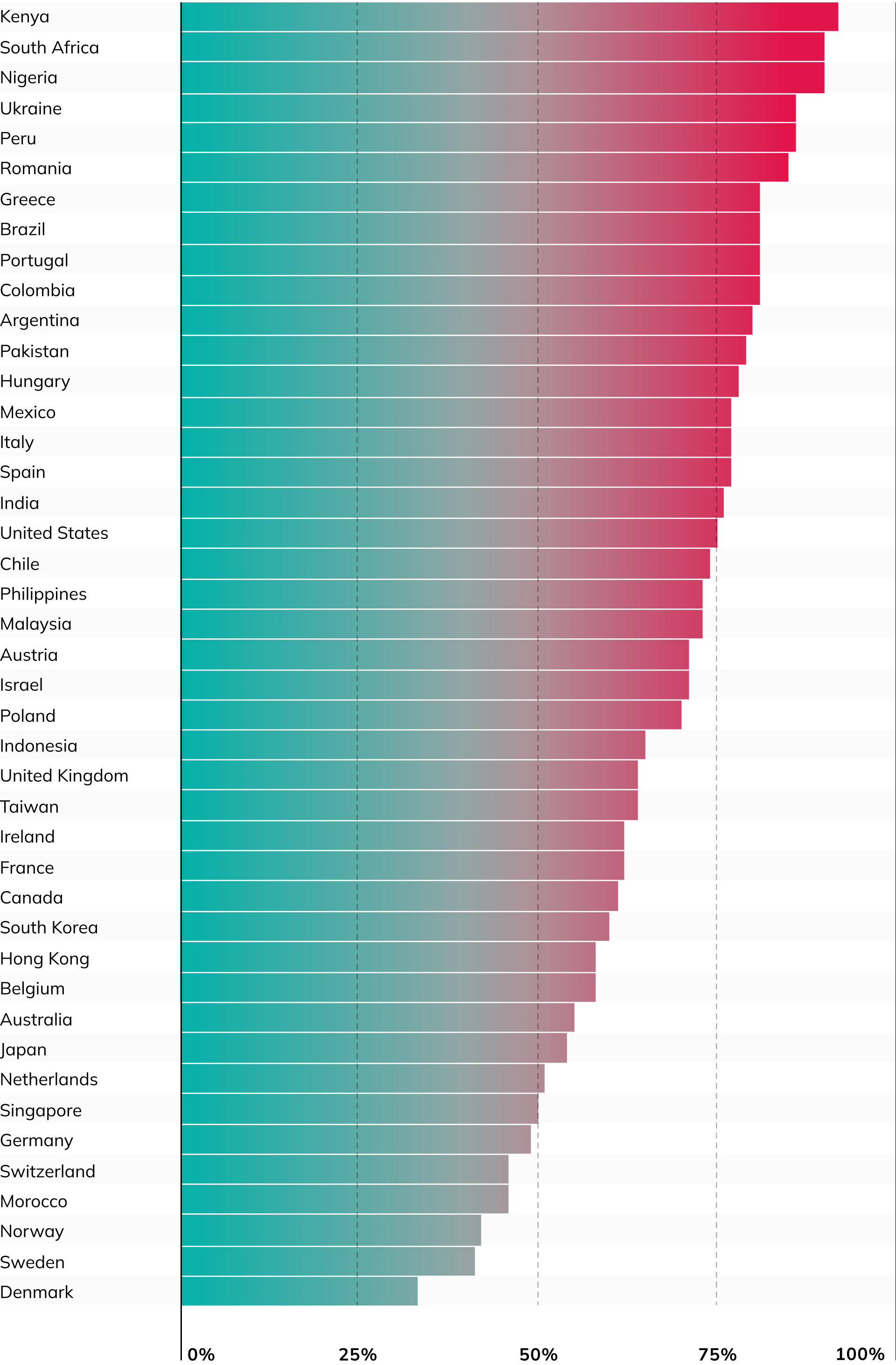
*Democracies include countries rated as "Free" and "Partly Free" by Freedom house. Countries rated as "Not Free" are excluded.

Corruption

Behind economic inequality, corruption was the most cited threat to democracy. A large majority of people in almost all democracies (68%) say that corruption is a threat to democracy in their country.

Most people view corruption as a threat to democracy in their country

% agree* that corruption threatens democracy in their country

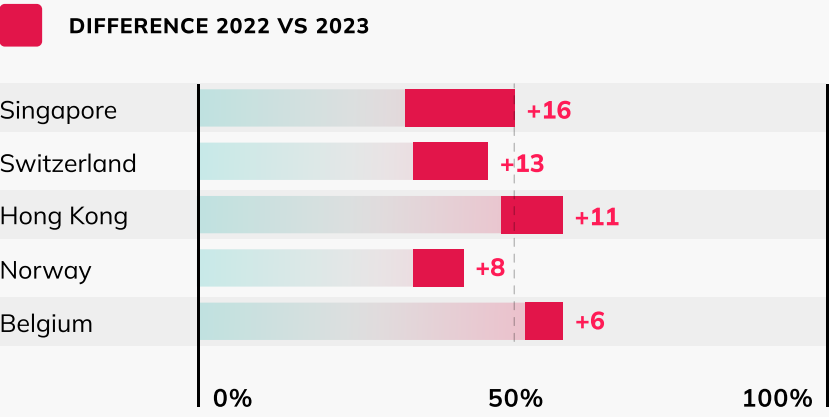


Regional Results

The concern is particularly high in the three African countries surveyed (91%), and in Latin America (80%).

Trend 2022 VS 2023

Since 2022, concern has increased most significantly in Singapore, Switzerland, Hong Kong, Norway and Belgium.



"Democracy in my country is threatened by corruption"
Strongly agree / Somewhat agree / Neither agree nor disagree / Somewhat disagree / Strongly disagree

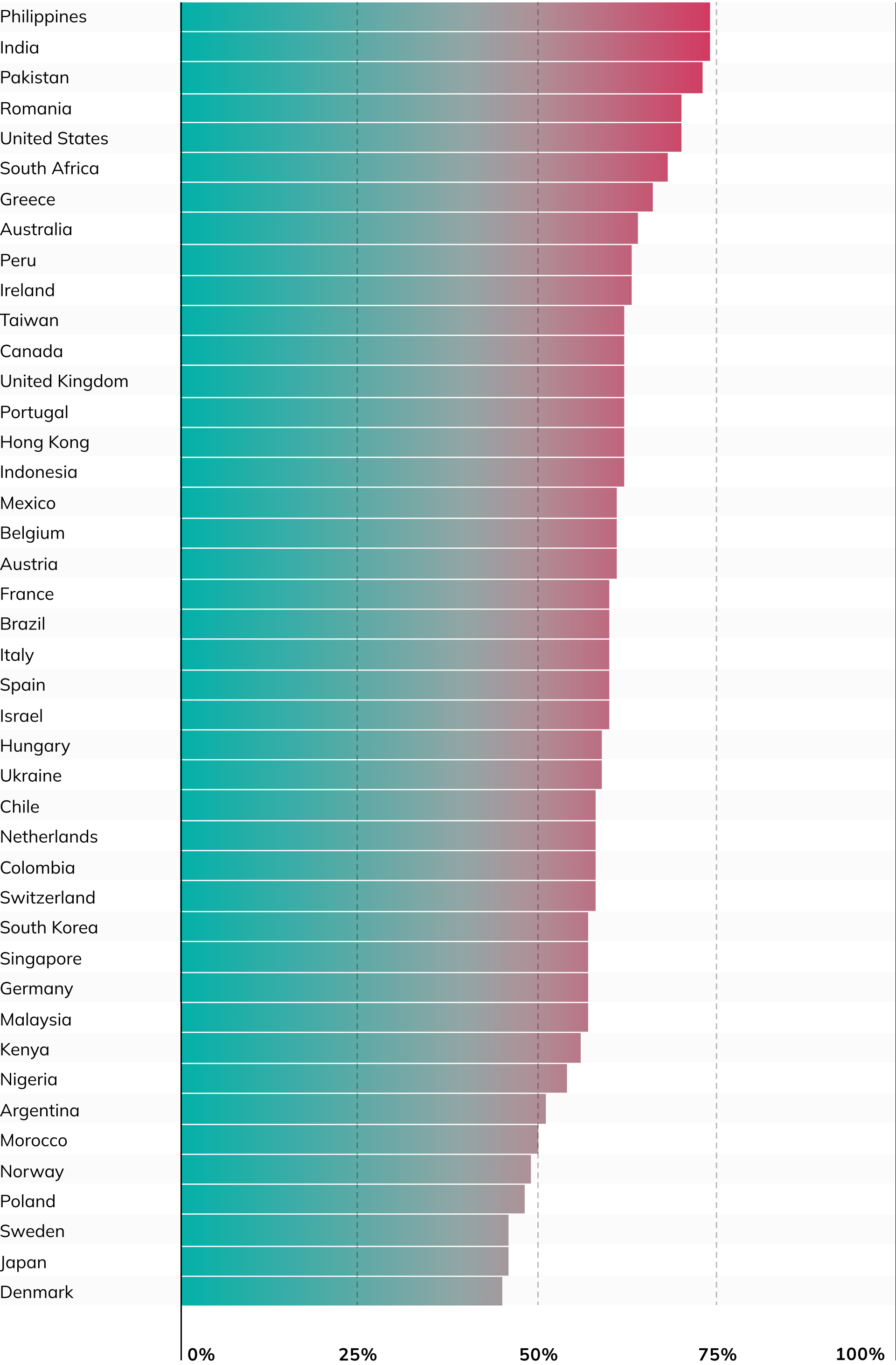
*Agree includes "Strongly agree" and "Somewhat agree"

Global Corporations

After economic inequality and corruption, global corporations are viewed as the third most significant threat to democracy by people around the world.

Most people view global corporations as a threat to democracy in their country

% agree* that the influence of global corporations threatens democracy in their country

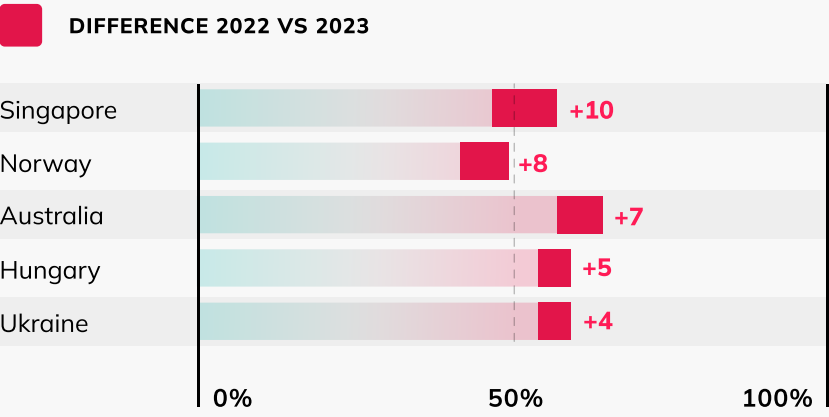


Regional Results

In most democracies, a majority of people (60%) say that the influence of global corporations threatens democracy in their country.

Trend 2022 VS 2023

Since 2022, concern has increased most significantly in Singapore, Norway, Australia, Hungary and Ukraine.



"Democracy in my country is threatened by the influence of global corporations"
Strongly agree / Somewhat agree / Neither agree nor disagree / Somewhat disagree / Strongly disagree

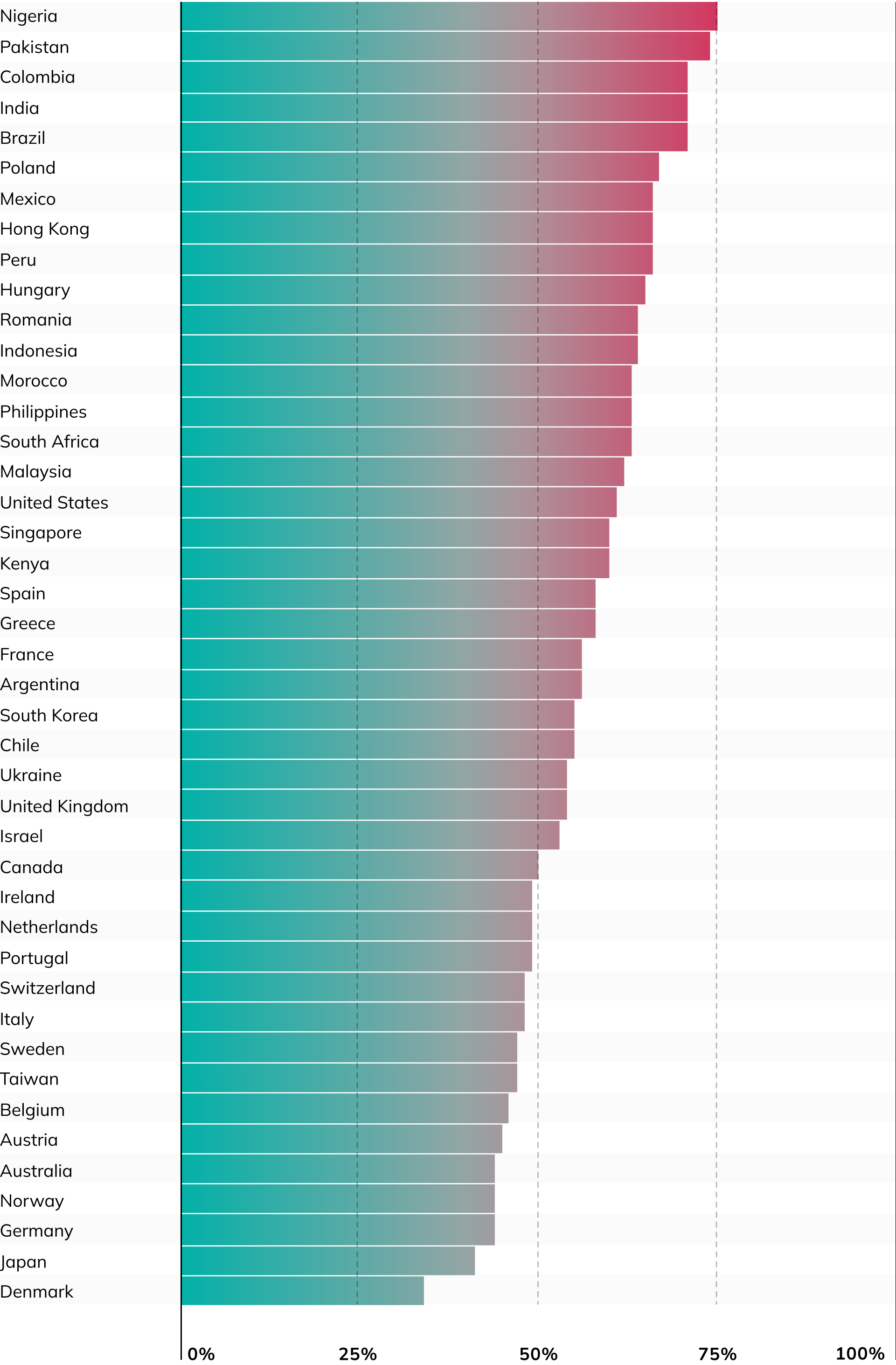
*Agree includes "Strongly agree" and "Somewhat agree"

Free Speech Limitations

Concern that free speech limitations are threatening democracy is also widespread across the world's democracies (57%).

57% of people living in democracies are concerned with limits on free speech

% agree* that limits on free speech threatens democracy in their country

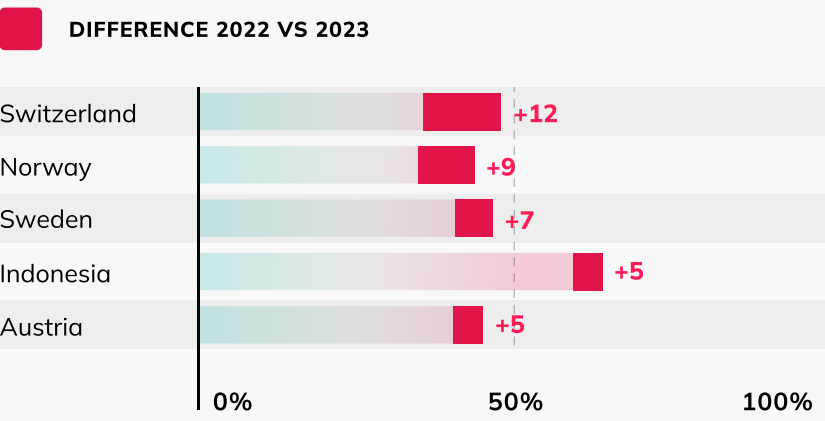


"Democracy in my country is threatened by limitations on free speech"
Strongly agree / Somewhat agree / Neither agree nor disagree / Somewhat disagree / Strongly disagree

*Agree includes "Strongly agree" and "Somewhat agree"

Trend 2022 VS 2023

Since 2022, concern has grown most significantly in Switzerland, Norway, Sweden, Indonesia and Australia.



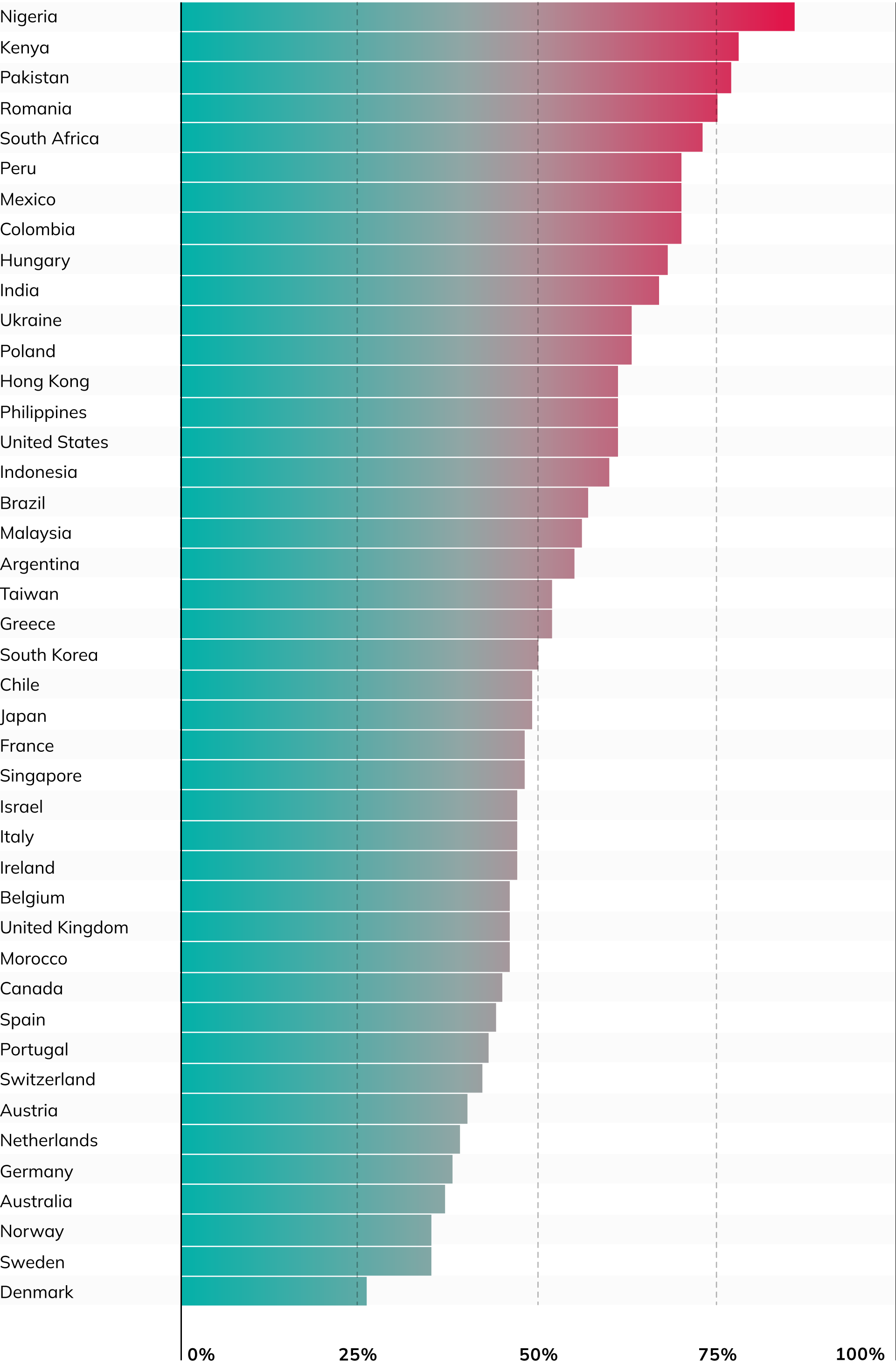
*Democracies include countries rated as "Free" and "Partly Free" by Freedom house. Countries rated as "Not Free" are excluded.

Unfair Elections

Across the democracies surveyed, about half of the population (54%) says that unfair elections and / or election fraud threatens democracy in their country.

Fear of unfair elections is widespread in most democracies outside of Europe

% agree* that unfair elections and/or election fraud threaten democracy in their country

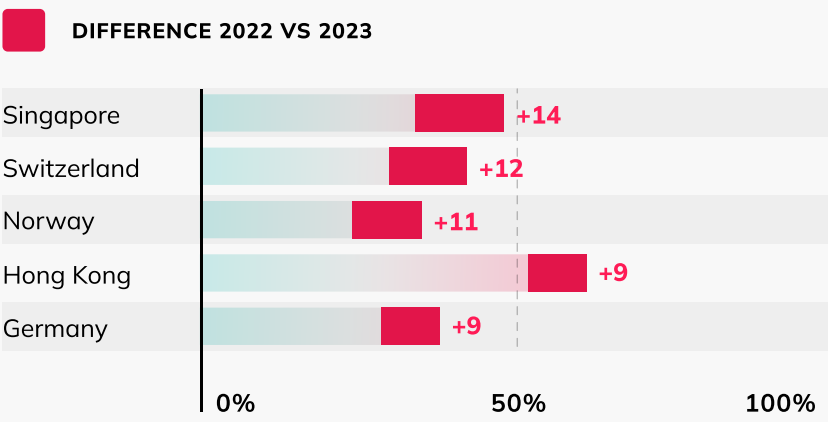


Regional Results

This fear of unfair elections is much lower in democracies in Europe (47%) than those in Asia (58%), Latin America (62%), or the US (61%).

Trend 2022 VS 2023

Since 2022, concern has grown most significantly in Singapore, Switzerland, Norway, Hong Kong and Germany.



"Democracy in my country is threatened by unfair elections and/or election fraud"
Strongly agree / Somewhat agree / Neither agree nor disagree / Somewhat disagree / Strongly disagree

*Agree includes "Strongly agree" and "Somewhat agree"

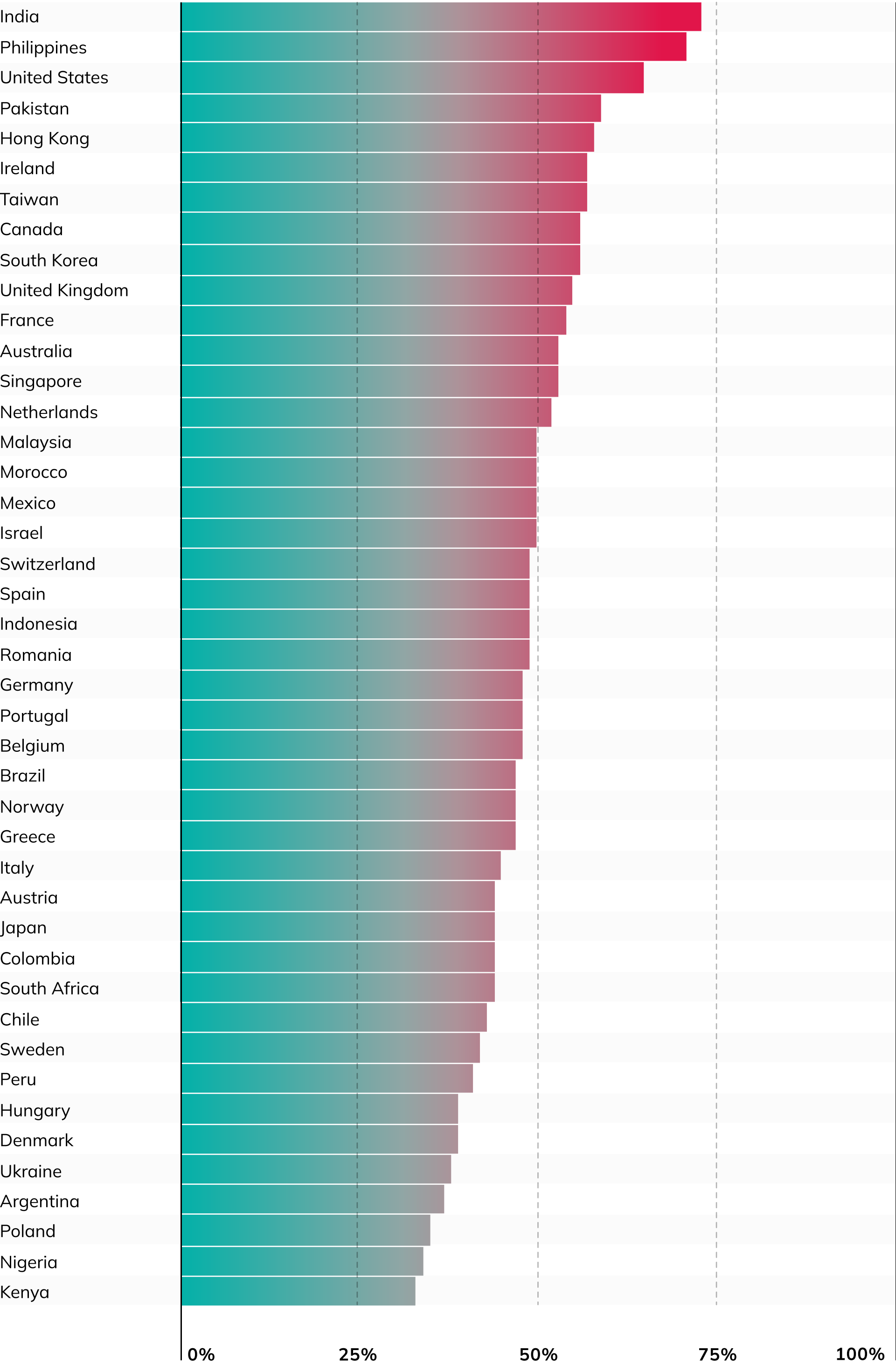
*Democracies include countries rated as "Free" and "Partly Free" by Freedom house. Countries rated as "Not Free" are excluded.

Big Tech

The next most-cited threat to democracy is the power of Big Tech companies. Half of the people living in democracies (49%) say that the influence of Big Tech companies, such as Google, Amazon, Apple, and Facebook, threatens democracy in their country.

Half of the world's democracies fear the influence of Big Tech companies

% agree* that the power of big tech companies threatens democracy in their country



Regional Results

Concern about the influence of Big Tech companies is higher in Asian democracies (57%) than in European (47%) or Latin American (44%) democracies on average.

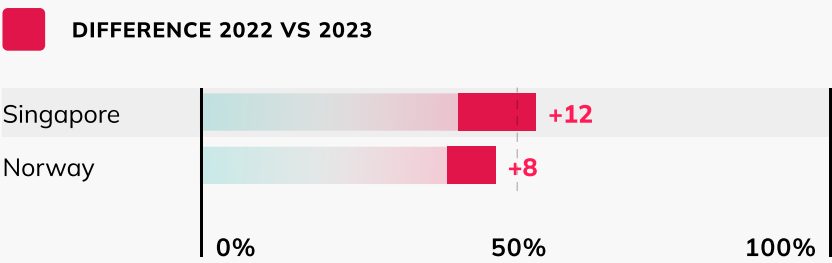


The United States

Out of all the democracies labelled as “free” by Freedom House, the US has the highest share of people who fear the influence of Big Tech companies (65%).

Trend 2022 VS 2023

Since 2022, concern has grown most significantly in Singapore and Norway.



"Democracy in my country is threatened by the influence of Big Tech companies (Google, Amazon, Apple, Facebook)"
Strongly agree / Somewhat agree / Neither agree nor disagree / Somewhat disagree / Strongly disagree

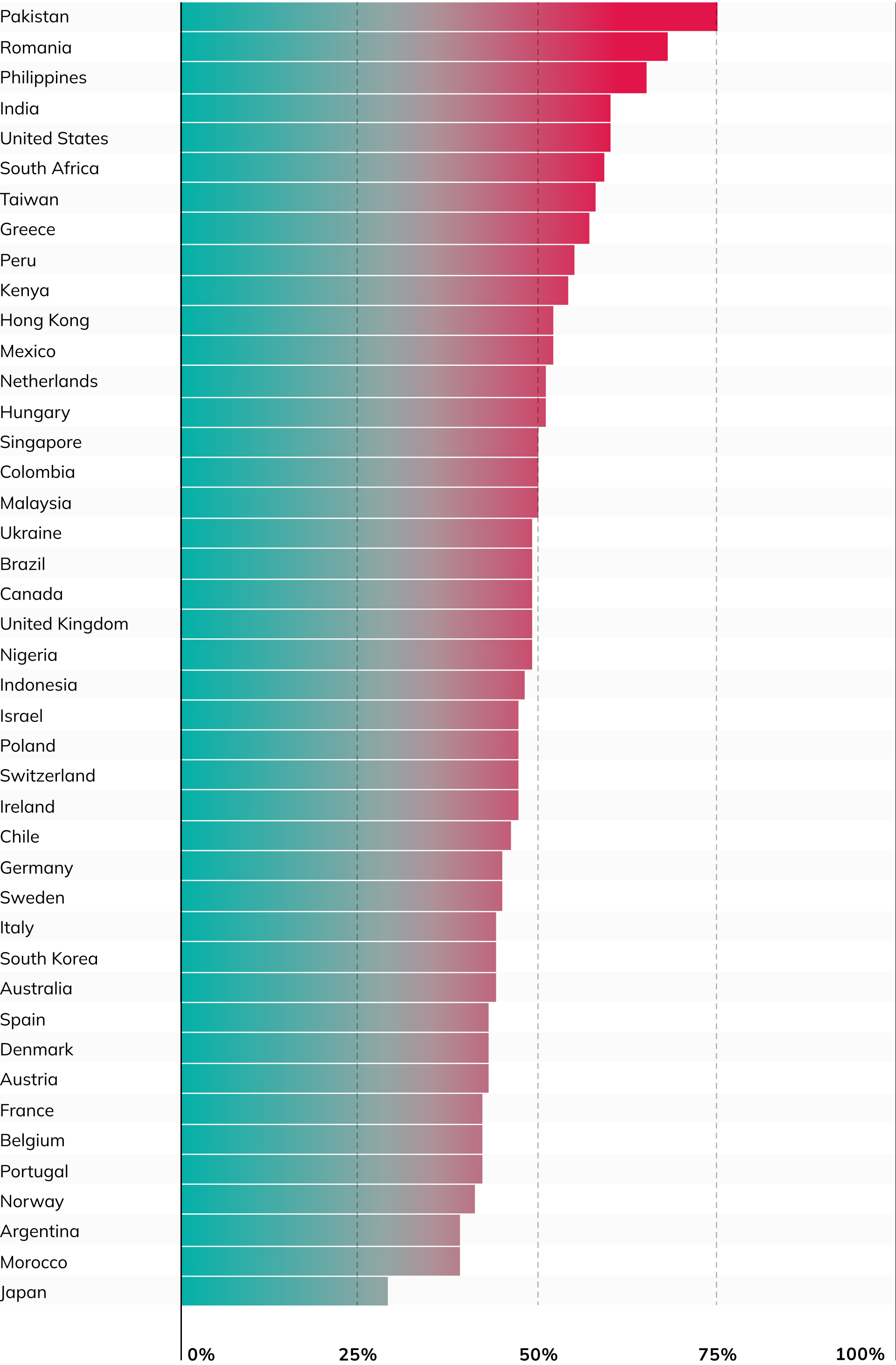
*Agree includes "Strongly agree" and "Somewhat agree"

Foreign Election Interference

The least cited threat to democracy is foreign election interference - yet this still concerns nearly half of all people living in democracies.

49% of people living in democracies perceive the threat of foreign election interference

% agree* that their democracy is threatened by election interference from foreign powers

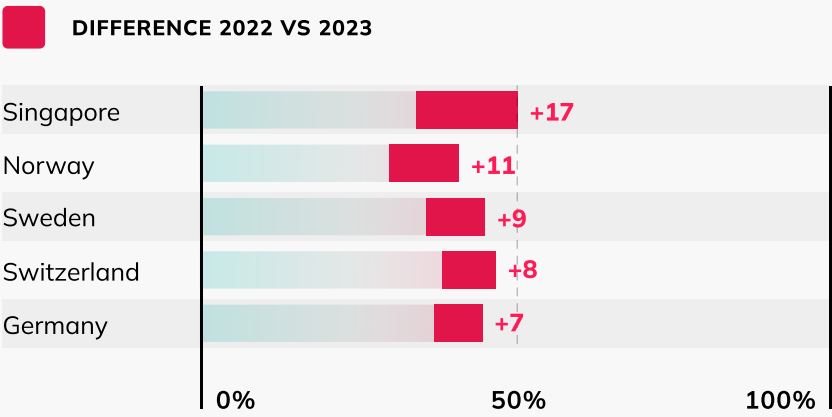


Regional Results

This concern is evenly balanced across most regions, but there are some significant differences across countries ranging from Pakistan (75%) down to Japan (29%).

Trend 2022 VS 2023

Since 2022, concern has grown most significantly in Singapore, Norway, Sweden, Switzerland and Germany.



"Democracy in my country is threatened by election interference from foreign powers"
Strongly agree / Somewhat agree / Neither agree nor disagree / Somewhat disagree / Strongly disagree

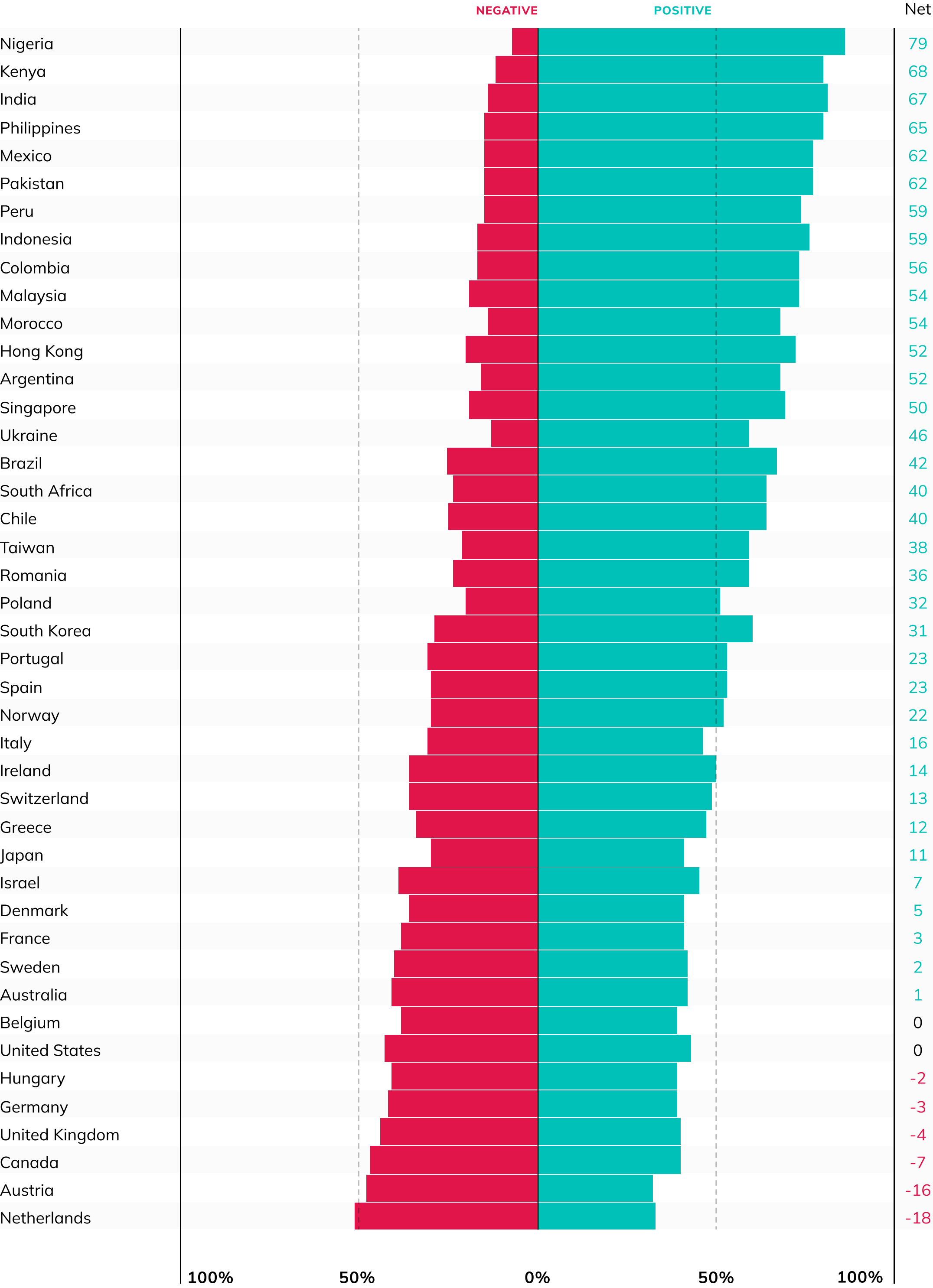
*Agree includes "Strongly agree" and "Somewhat agree"

Social Media Influence

Across the democracies surveyed, more people say that social media platforms have a positive effect on democracy (57%) than negative (28%).

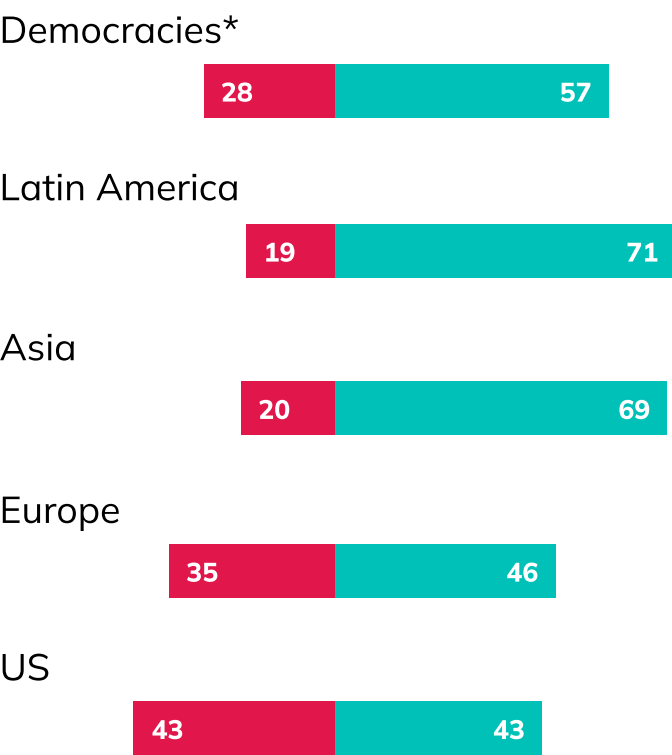
Americans and Europeans are among the most critical of social media

% say social media platforms have a positive/negative impact on democracy in their country



Regional Results

However, there are strong regional divides, and people in Europe and the United States are far more critical of social media's influence than in Asia or Latin America.



The United States

Americans are evenly divided on the issue, with 43% saying social media has a positive impact and 43% saying that social media has a negative impact.

Overall, do you think that social media platforms (i.e. Facebook, Twitter) have a positive or negative impact on democracy in your country?
Very positive / Somewhat positive / Somewhat negative / Very negative / No impact / Don't know

*Positive includes "Very positive" and "Somewhat positive".

Social Media Influence

Since 2020, attitudes towards social media have taken a steep negative decline in most democratic countries, particularly in Europe and the United States. However this decline seems to have ended in many countries in 2023.

Overall, do you think that social media platforms (i.e. Facebook, Twitter) have a positive or negative impact on democracy in your country?

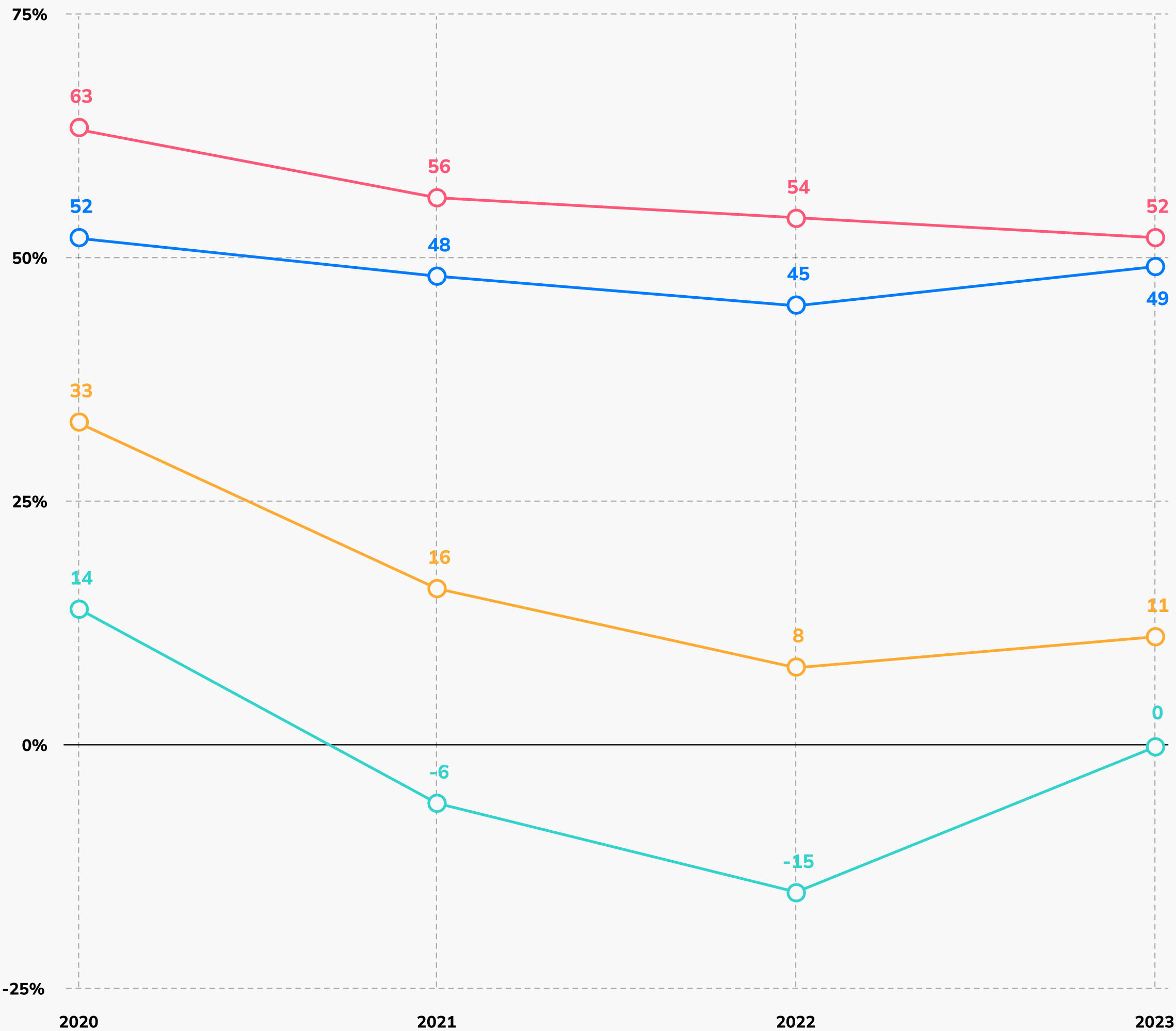
Very positive / Somewhat positive / Somewhat negative / Very negative / No impact / Don't know

- LATIN AMERICA
- ASIA
- EUROPE
- US

*Democracies include countries rated as "Free" and "Partly Free" by Freedom House. Countries rated as "Not Free" are excluded.

Opinion of social media's impact on democracy takes negative turn since 2020

Net opinion of social media platforms' impact on democracy in 2020-2023 (% positive - % negative)



Threats to Democracy in America

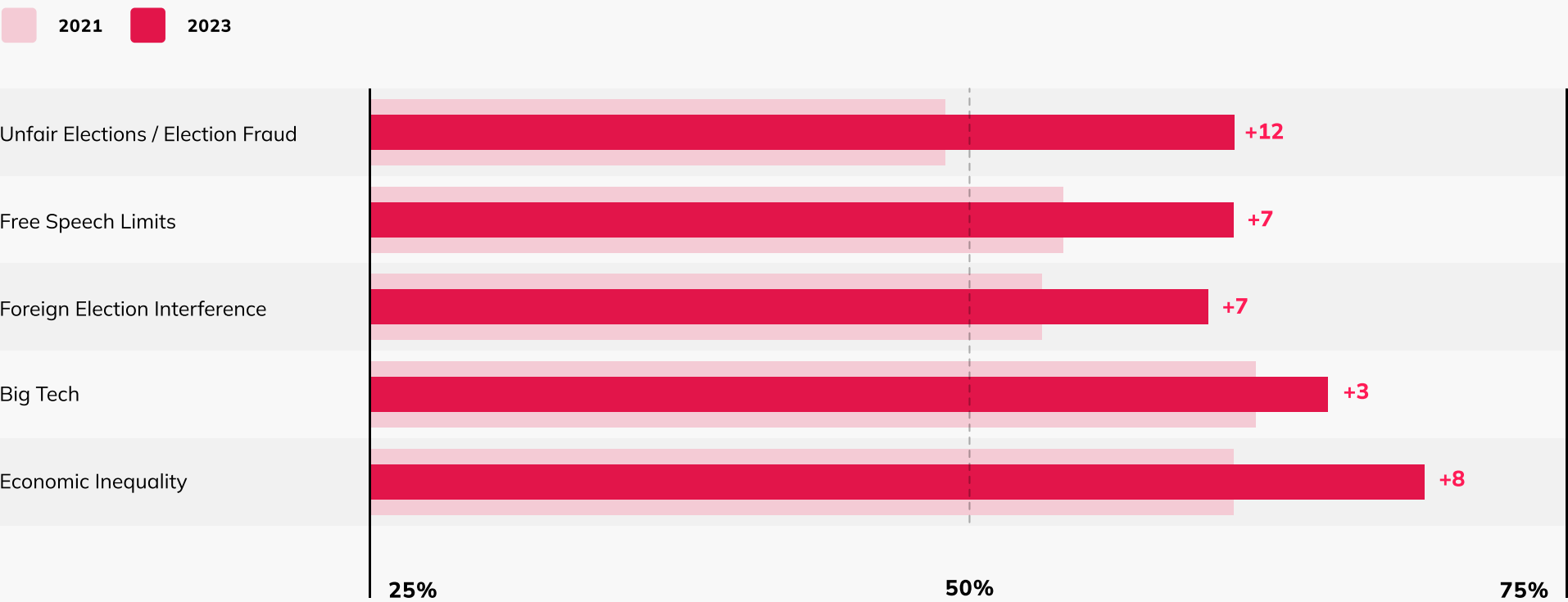
Americans are growing more and more concerned about threats to their democracy. Since 2021, fear of unfair elections has increased most dramatically in the US (49% to 61%), but economic inequality remains the top perceived threat (69%).



KEY FINDINGS

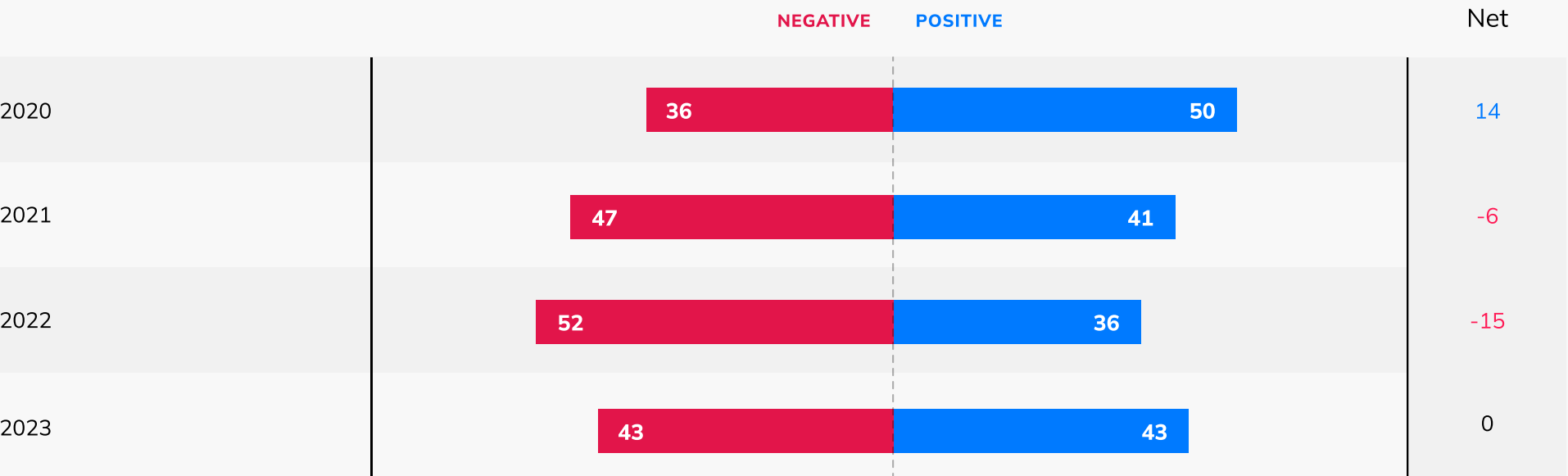
Since 2021, fear of unfair elections has increased most dramatically in the US, but still lags behind concern about inequality

% agree* that _____ is a threat to democracy in their country



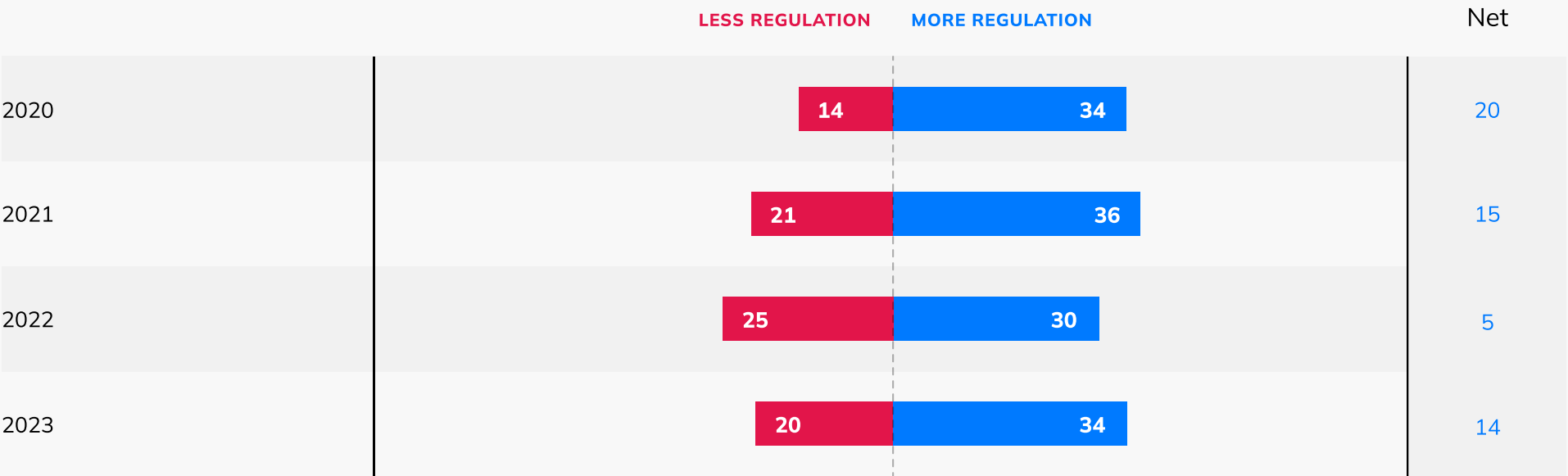
Americans remain critical of social media platforms’ influence on democracy

% say social media platforms have a positive/negative impact on democracy in their country



One third of Americans want more regulation on social media content

net opinion* of social media regulation

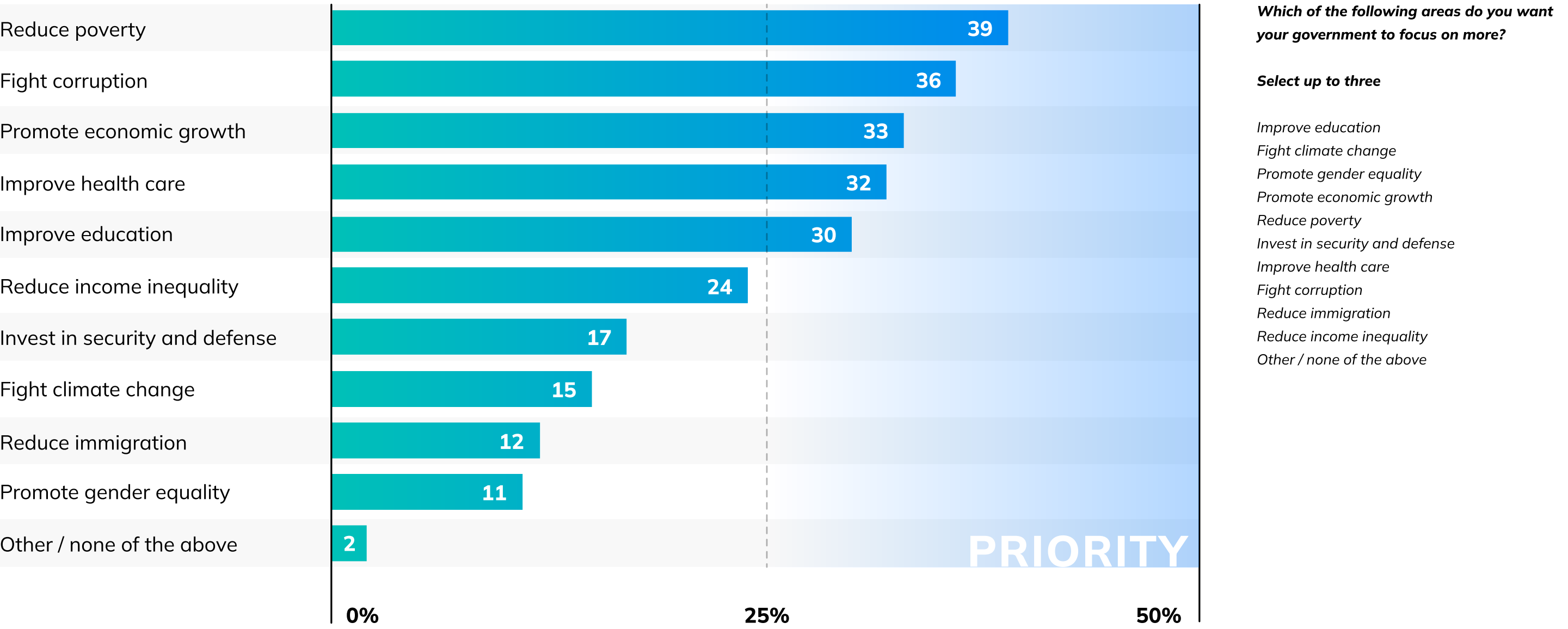


Government Priorities

Across the world, people’s top priorities for their government are: reduce poverty, fight corruption, and promote economic growth. These policies are among the top three priorities picked in almost every region of the world, and have not changed globally since 2022.

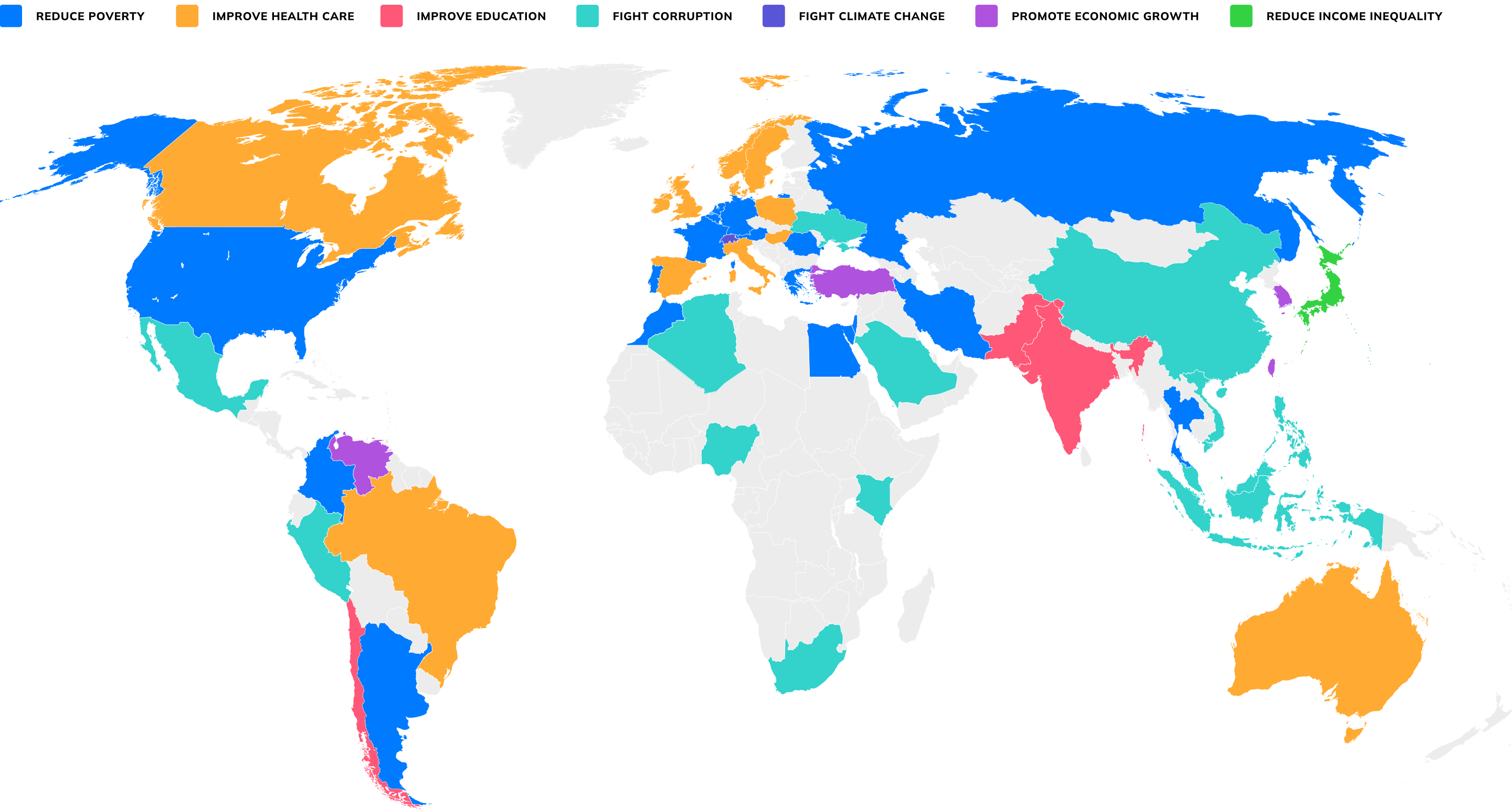
People around the world want their governments to focus on poverty reduction

% select _____ as one of the top three areas that they want their government to focus more on



Top priorities are poverty, corruption and economic growth.

the top priority selected by country



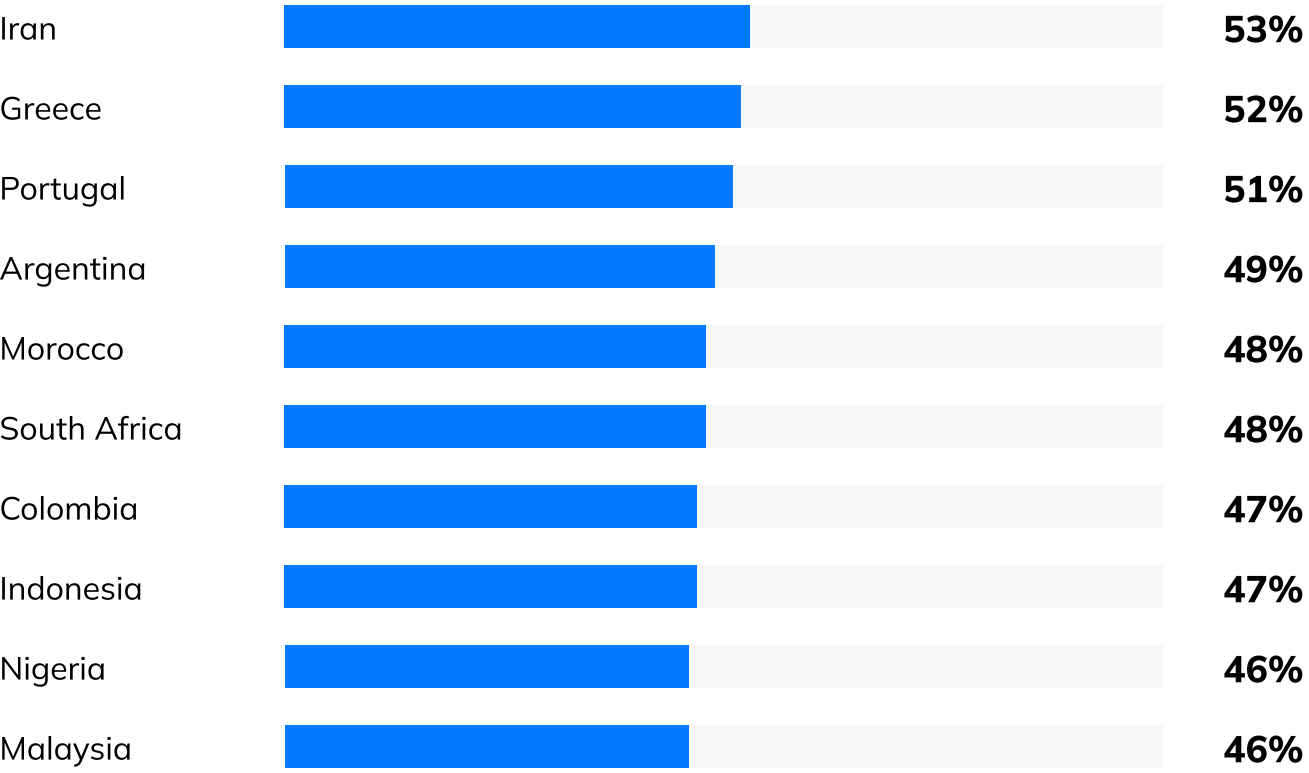
Government Priorities

% select _____ as one of their top three priorities for their government to focus more on

Reduce poverty

More people say that reducing poverty should be one of their government’s top three priorities than any other policy listed (39%). This choice is widespread in both “free” and less free countries, as well as all regions around the world.

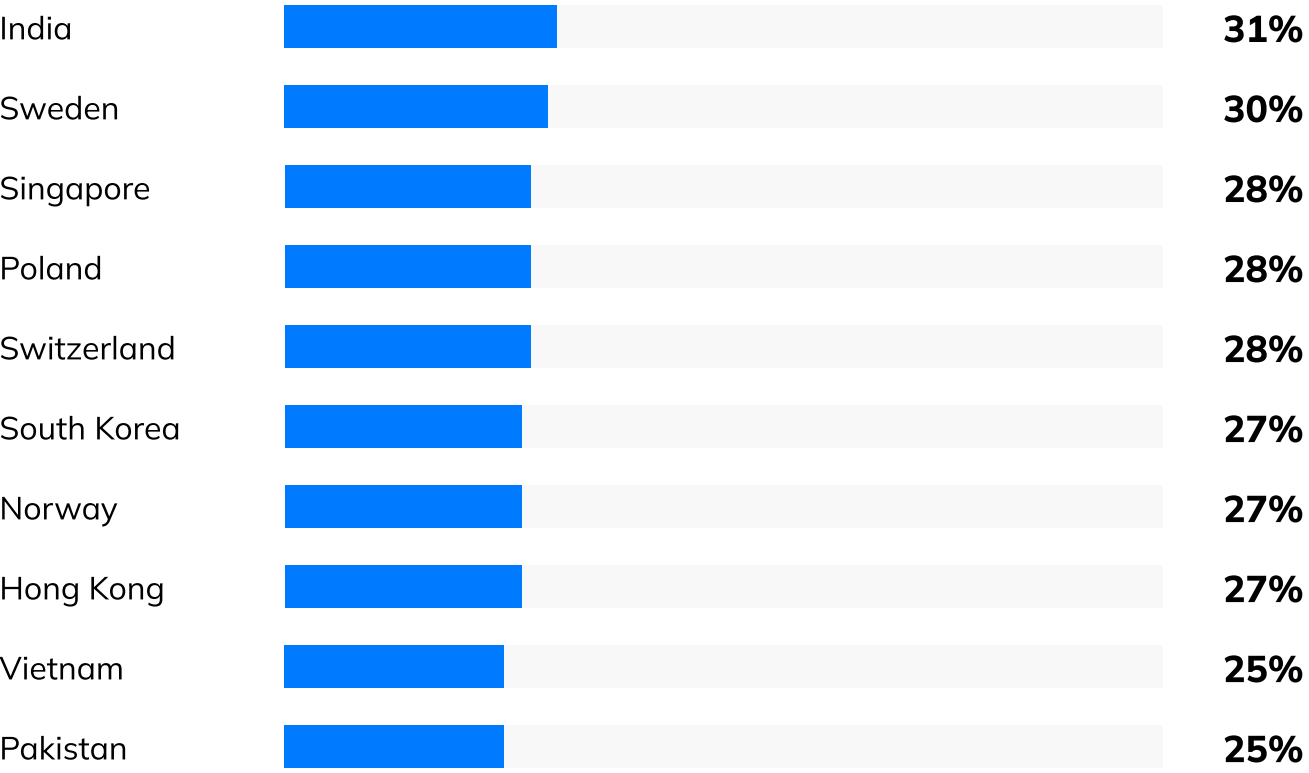
Top 10



Global Average



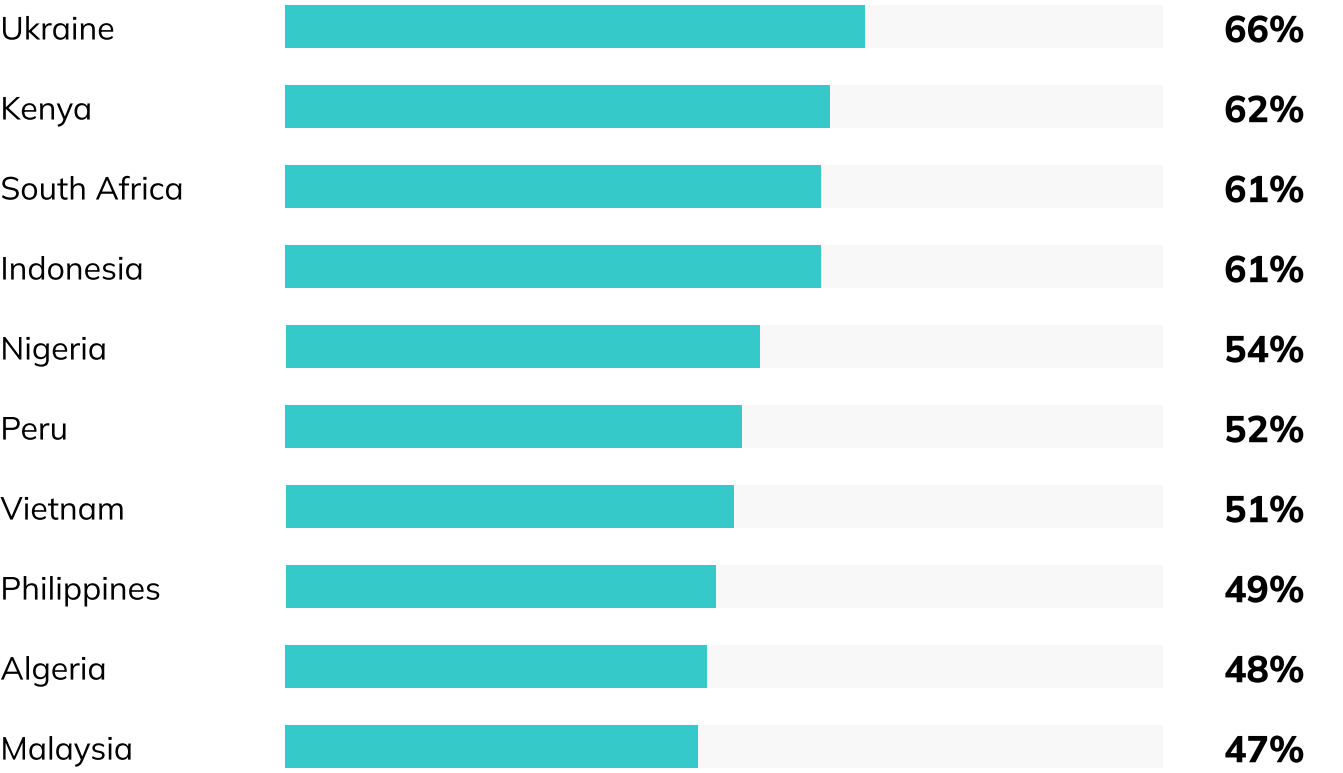
Bottom 10



Fight corruption

Fighting corruption is the second most often cited priority globally (36%). However, it is much more of a top priority for people living in the less democratic countries than for people living in Western Europe.

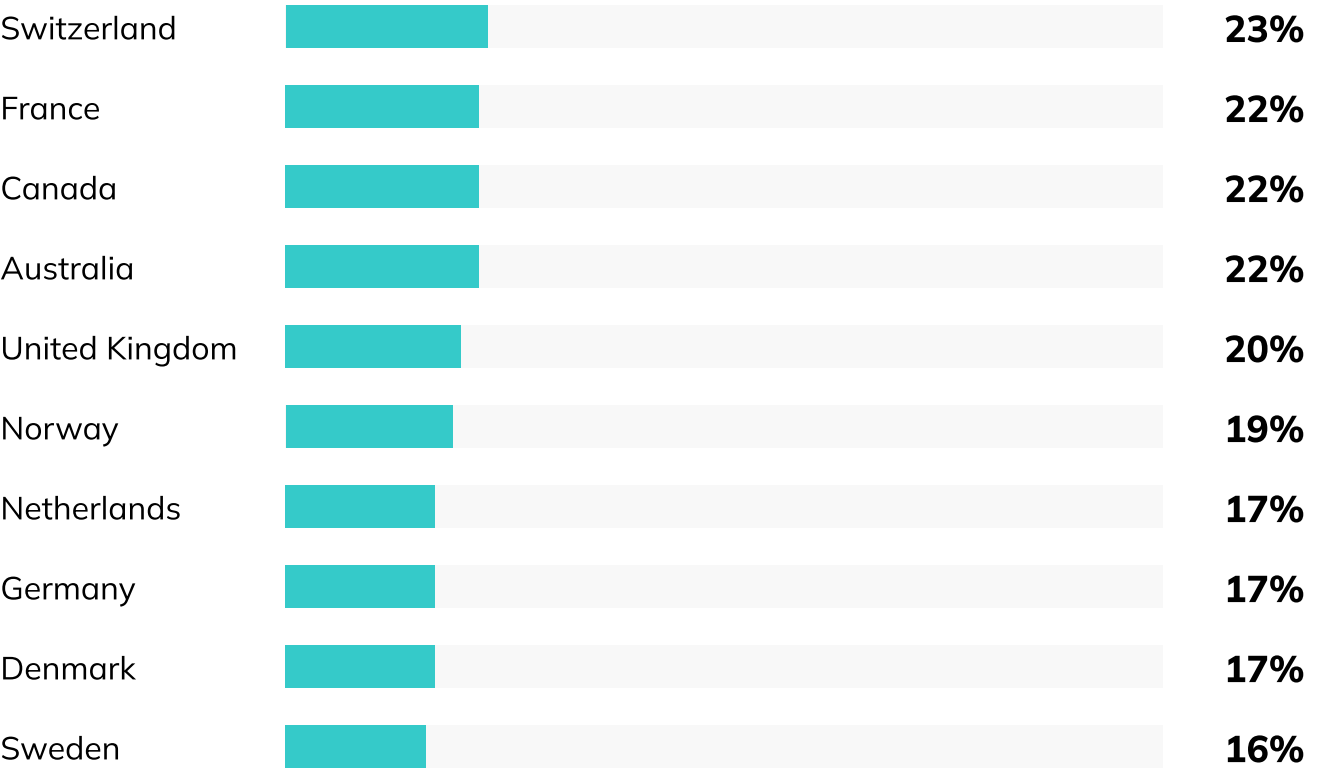
Top 10




Global Average



Bottom 10

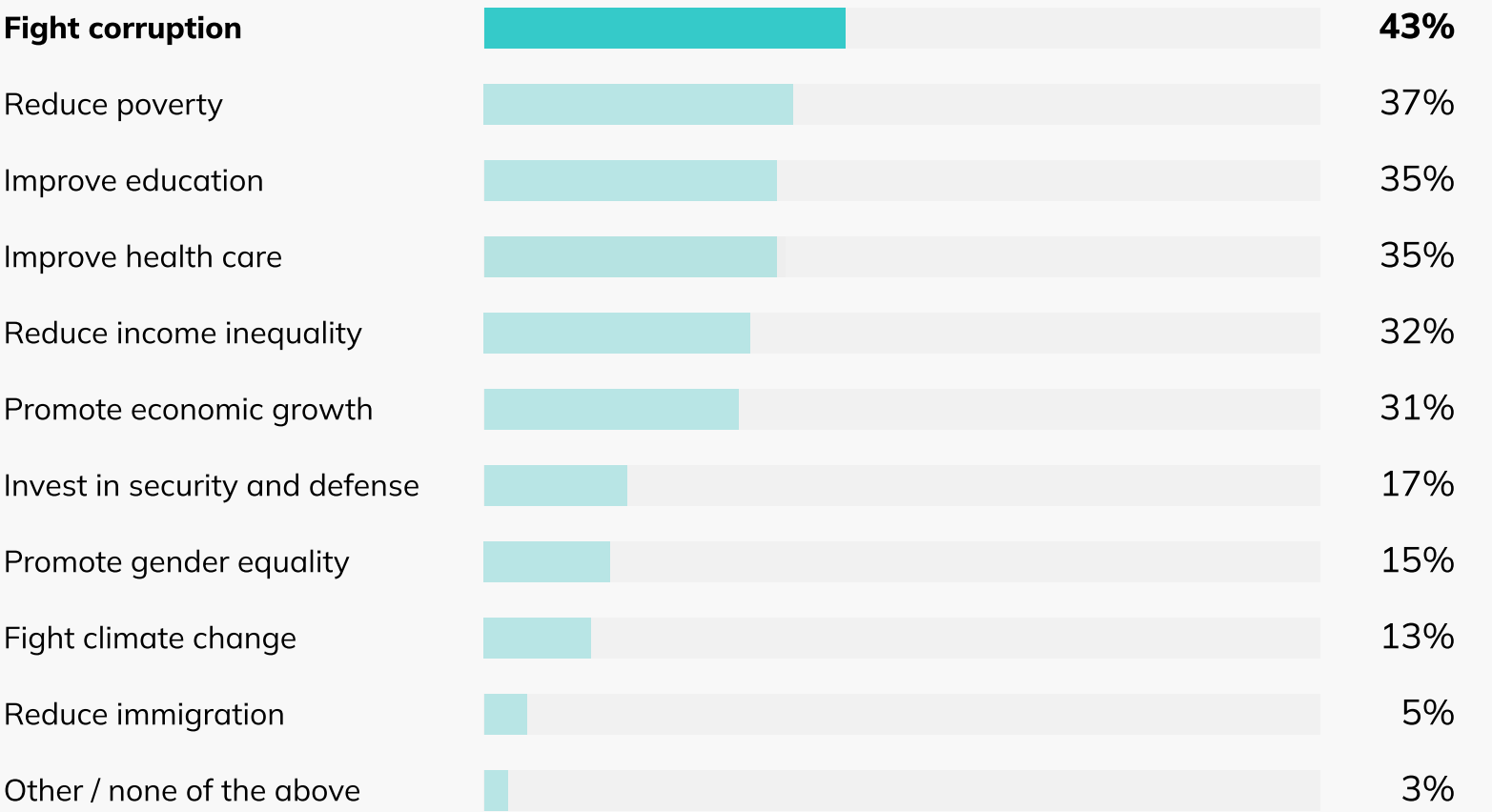


KEY FINDINGS



Fighting Corruption in China

More people in China say that fighting corruption should be one of their government’s top three priorities than any of the other policy areas listed.



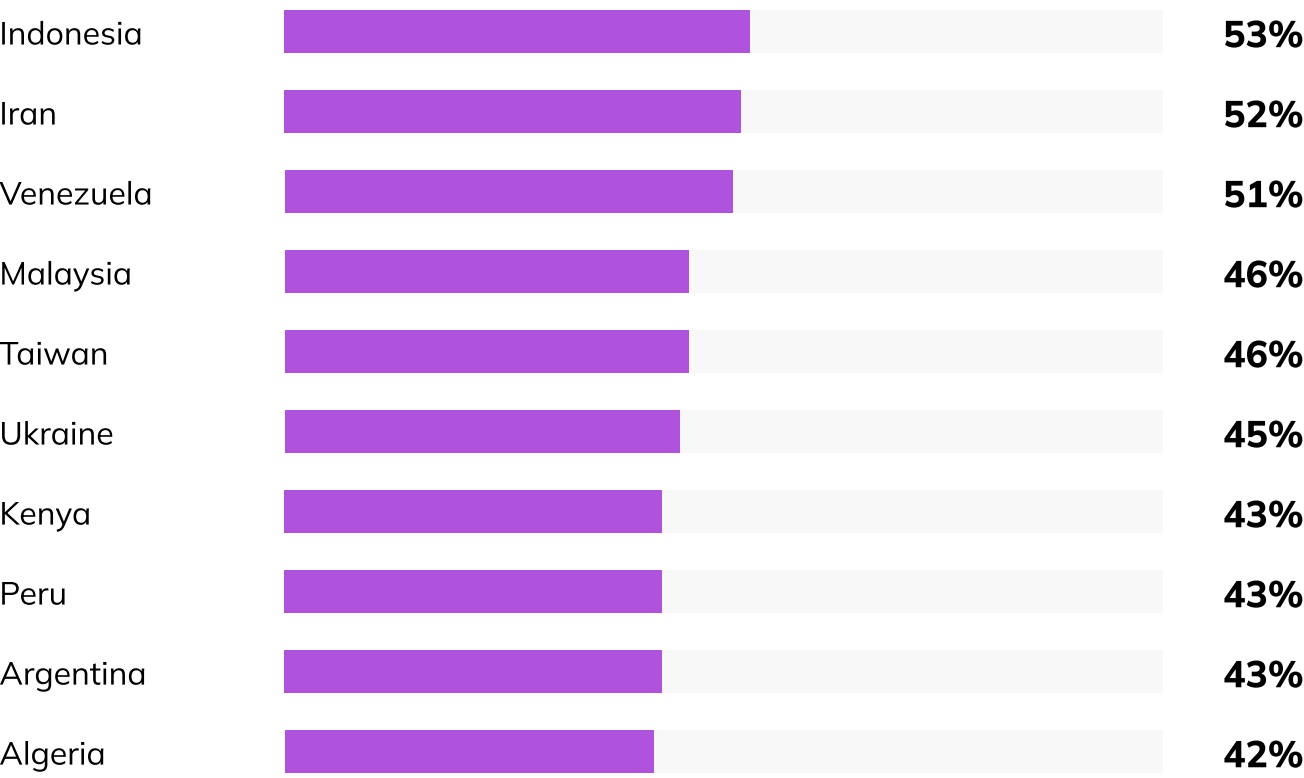
Government Priorities

% select _____ as one of their top three priorities for their government to focus more on


Promote economic growth

Similar to fighting corruption, promoting economic growth is much more of a top priority in Asia (39%) and Latin America (42%) than it is in Europe (29%).

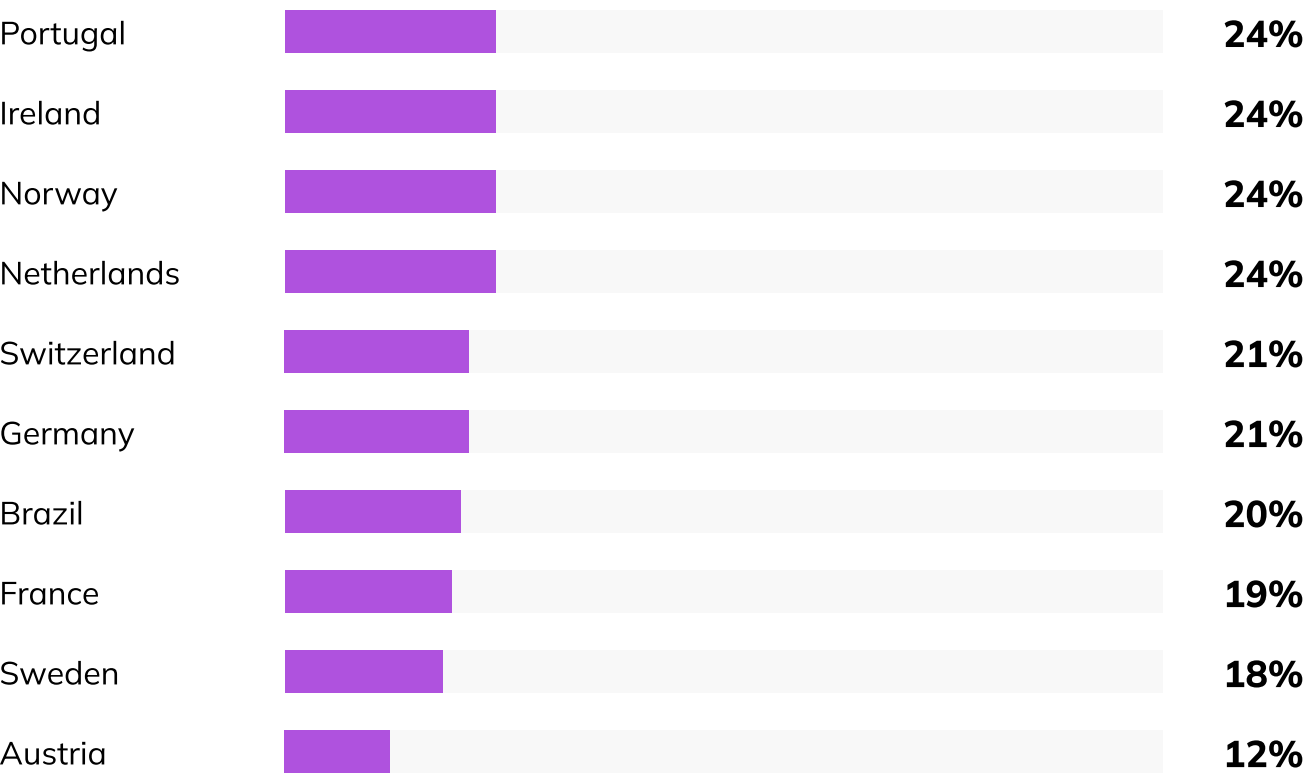
Top 10



Global Average



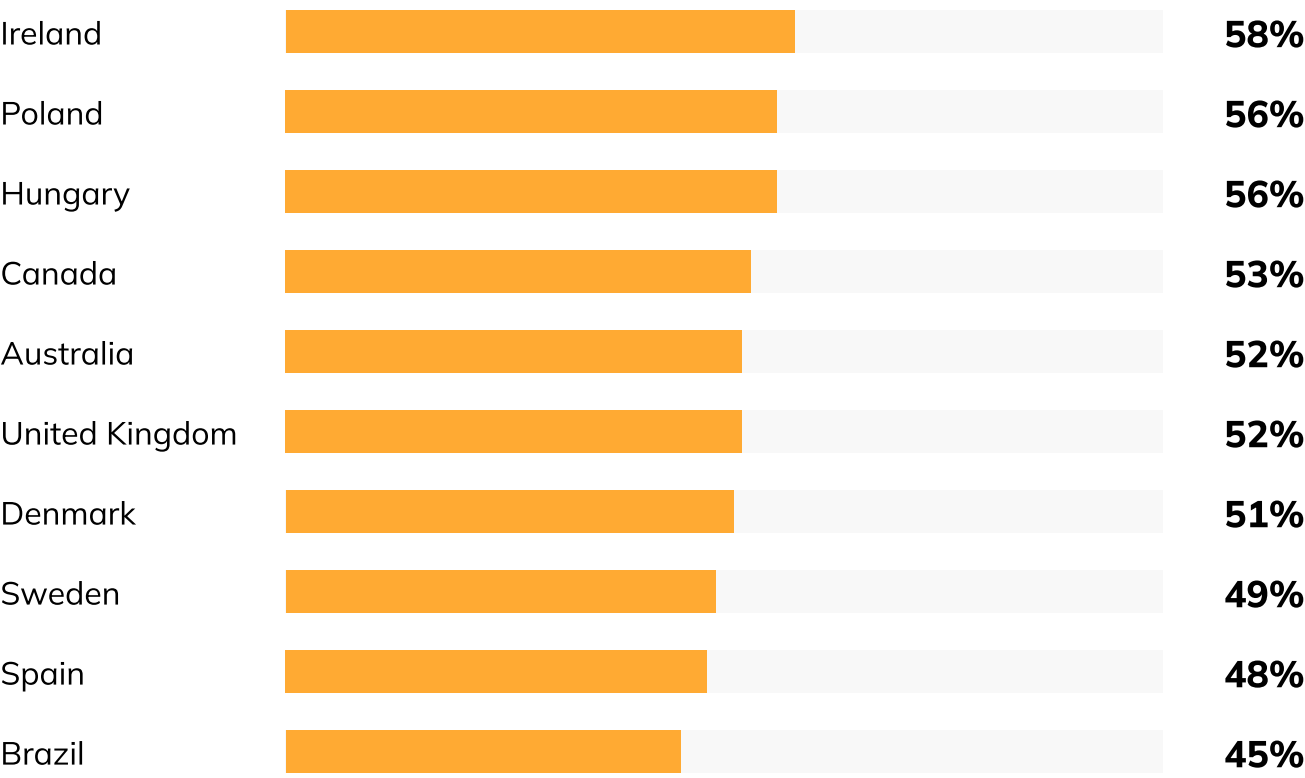
Bottom 10




Improve health care

When it comes to health care, the pattern is reversed: Europe (41%) and the United states (35%) are far more concerned than countries in Asia (25%) and Latin America (21%).

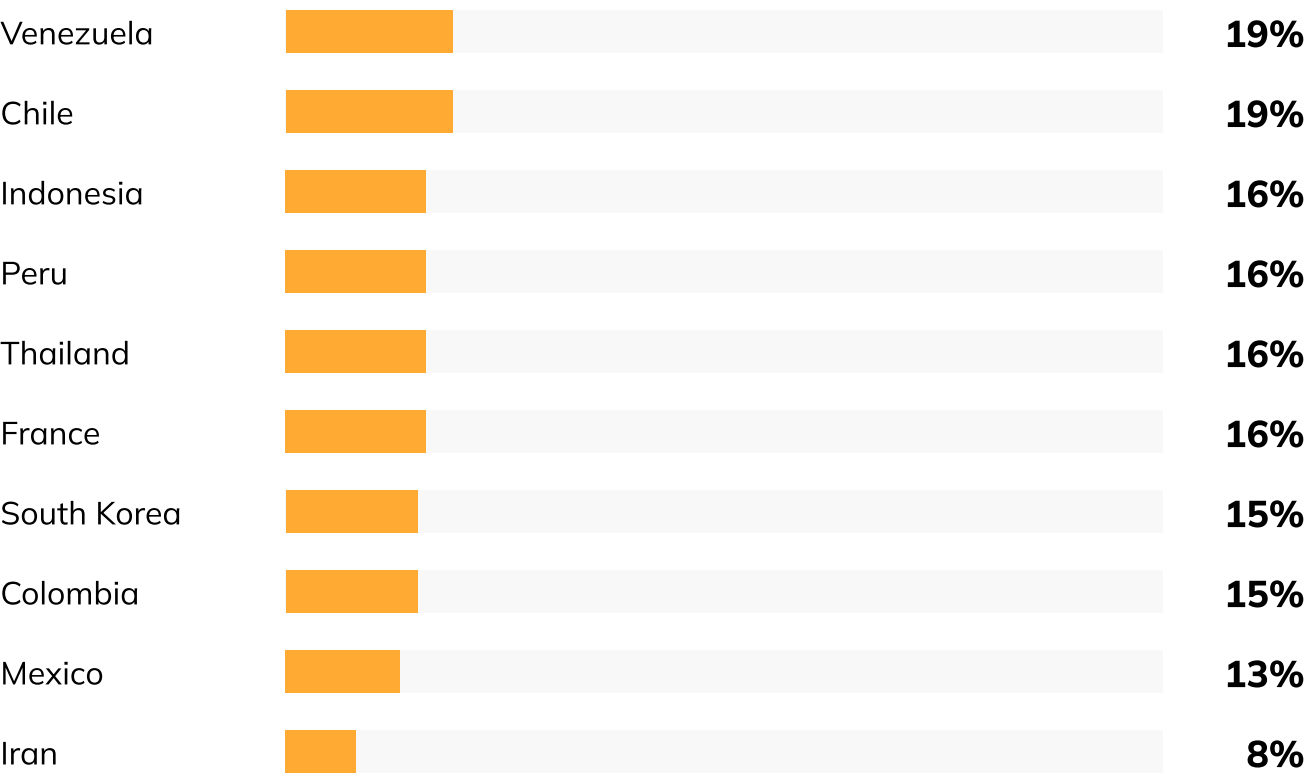
Top 10



Global Average



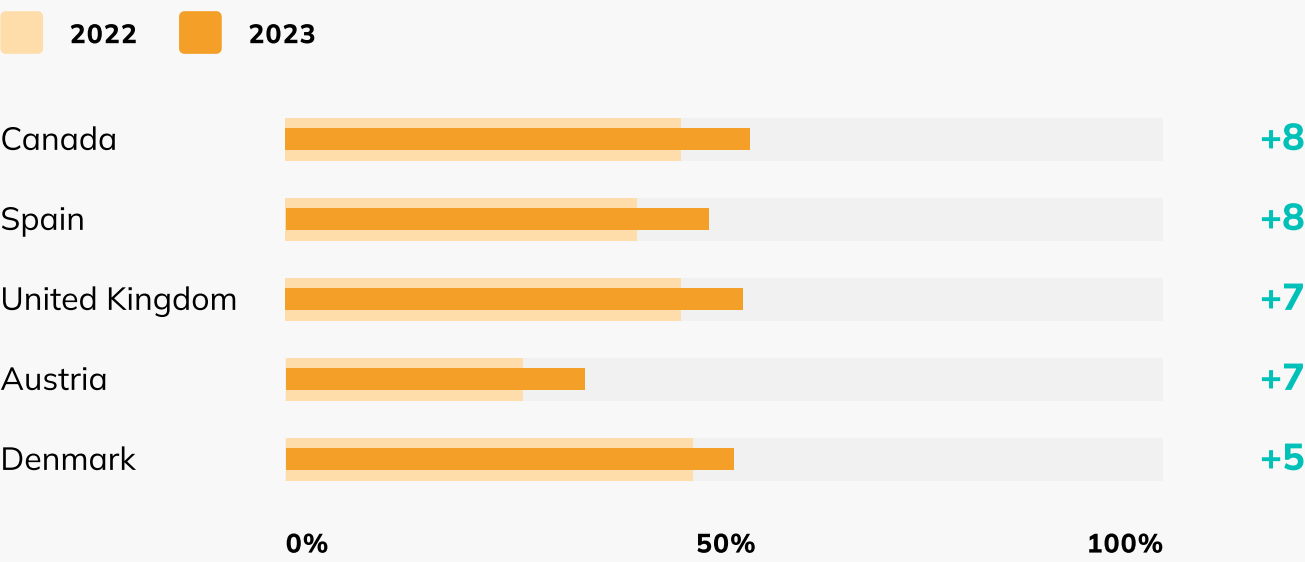
Bottom 10



KEY FINDINGS

Desire to improve healthcare

has increased most significantly in the following countries: Canada (+8), Spain (+8), United Kingdom (+7), Austria (+7) and Denmark (+5)



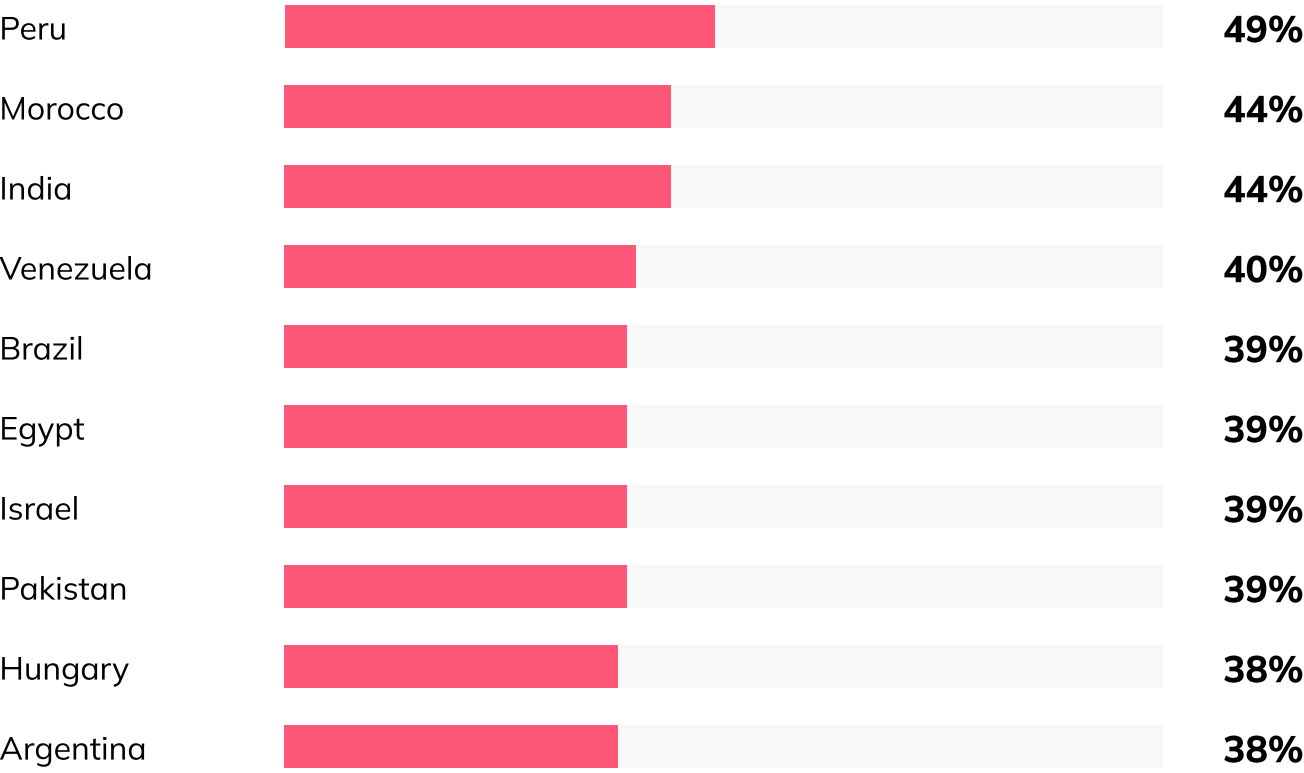
Government Priorities

% select _____ as one of their top three priorities for their government to focus more on


Improve education

One-third of people around the world (30%) say that improving education should be one of their government’s top three priorities. Education is more of a priority in Latin America (39%) than it is in Asia (30%) or Europe (26%).

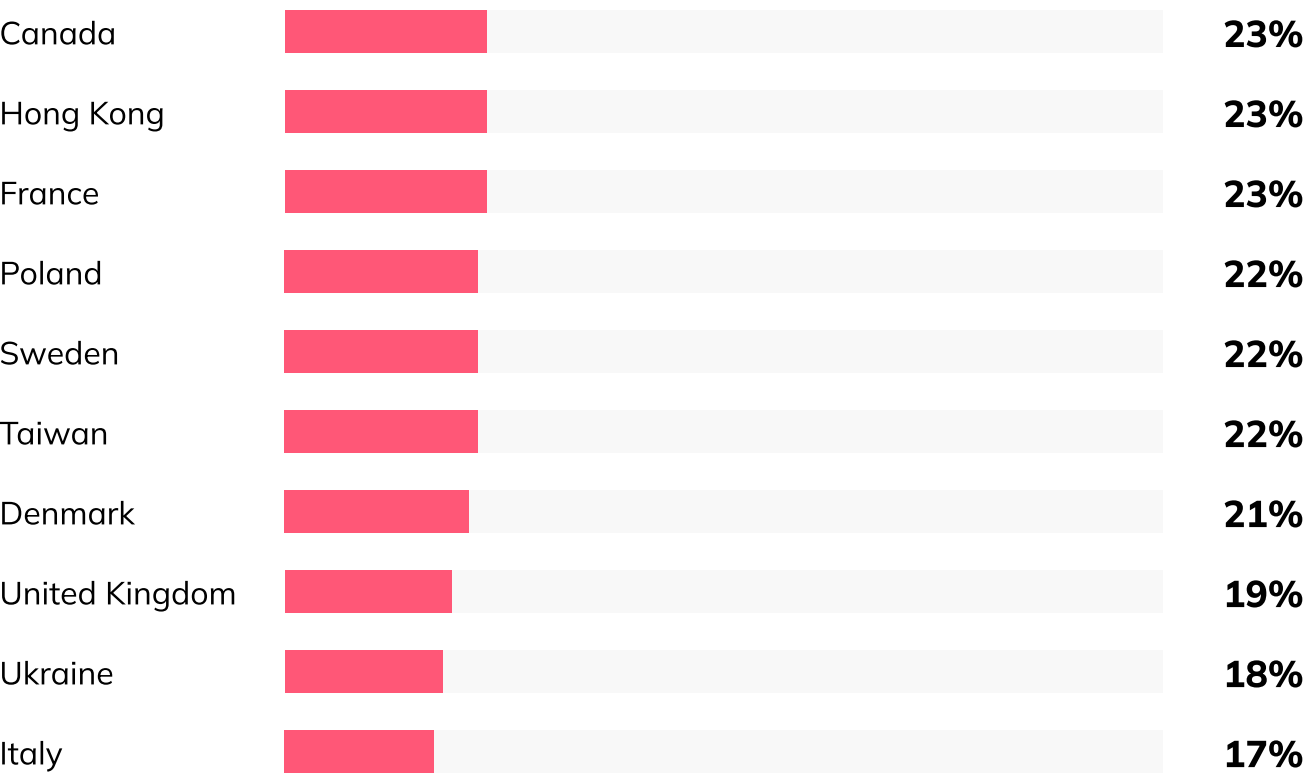
Top 10



Global Average



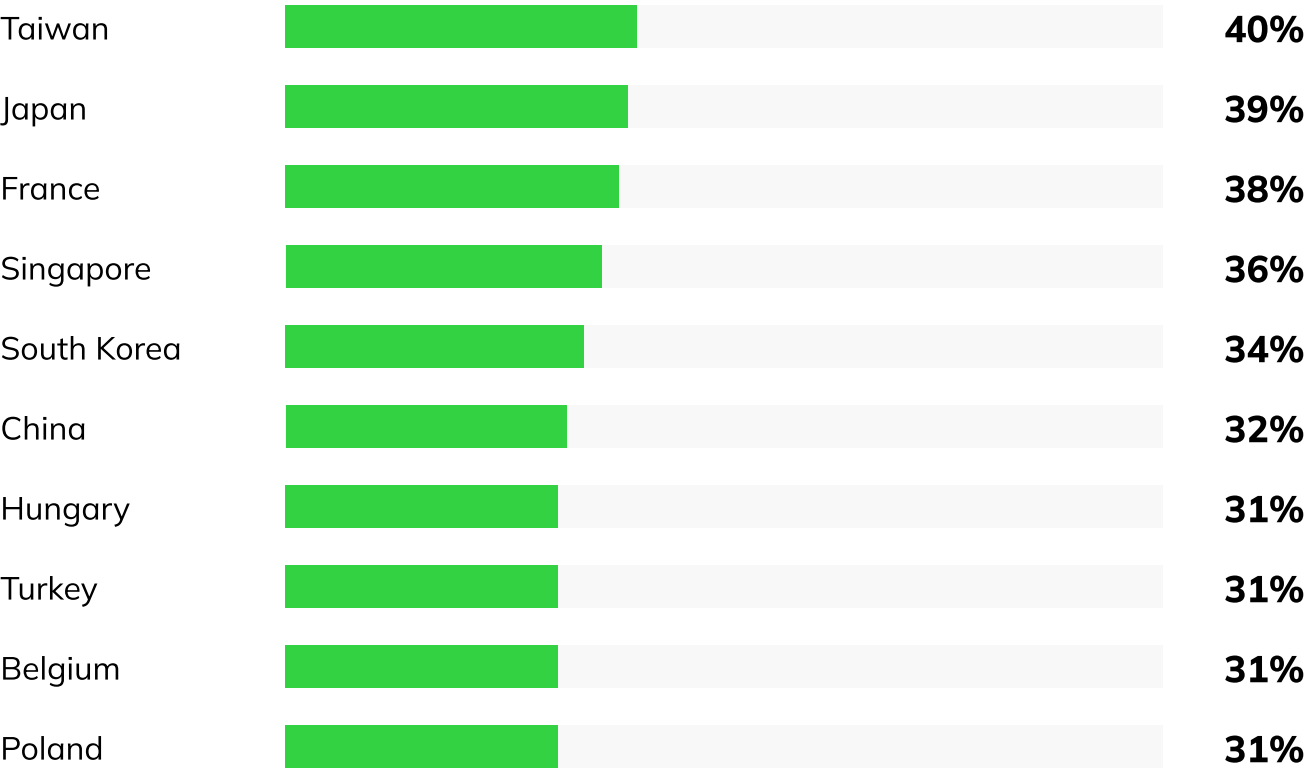
Bottom 10




Reduce income inequality

Reducing income inequality is much more of a priority in “free” democracies (27%) than in less democratic countries (20%), and more in Europe (27%) and Asia (25%) than in Latin America (18%).

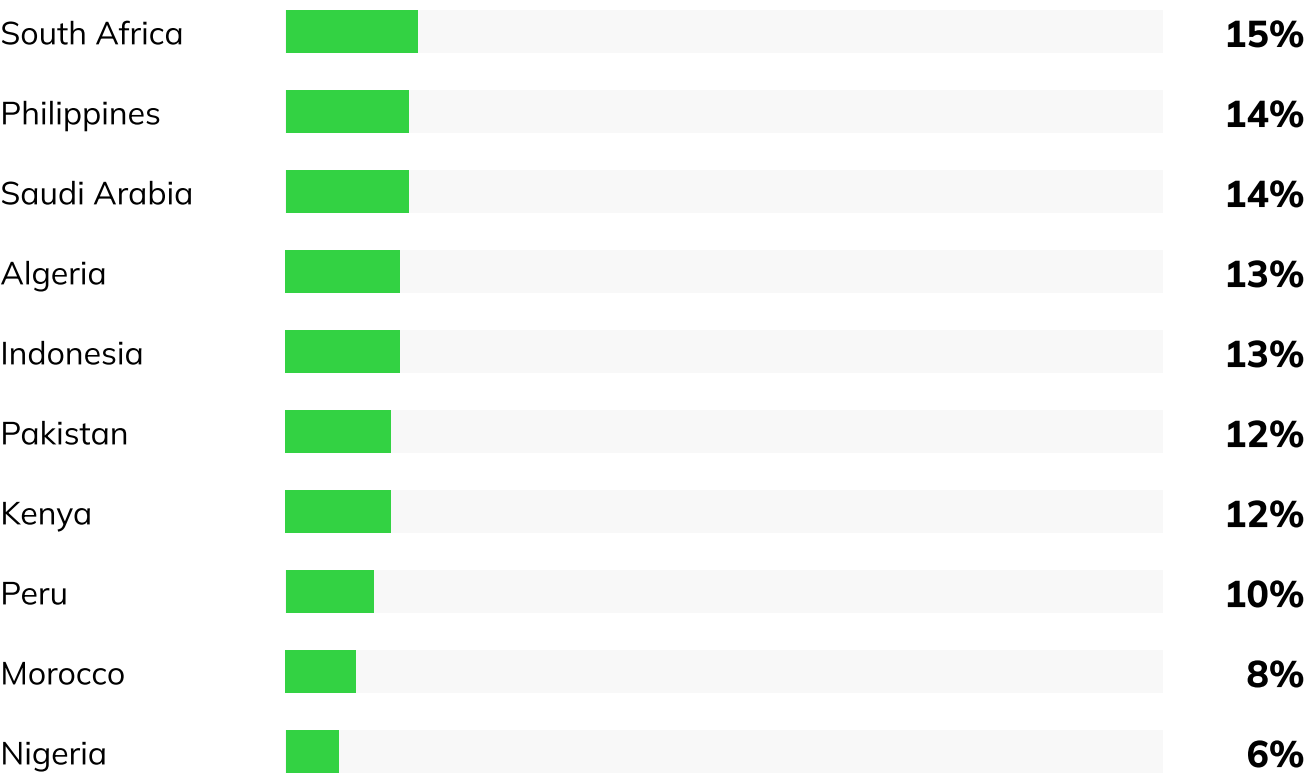
Top 10



Global Average



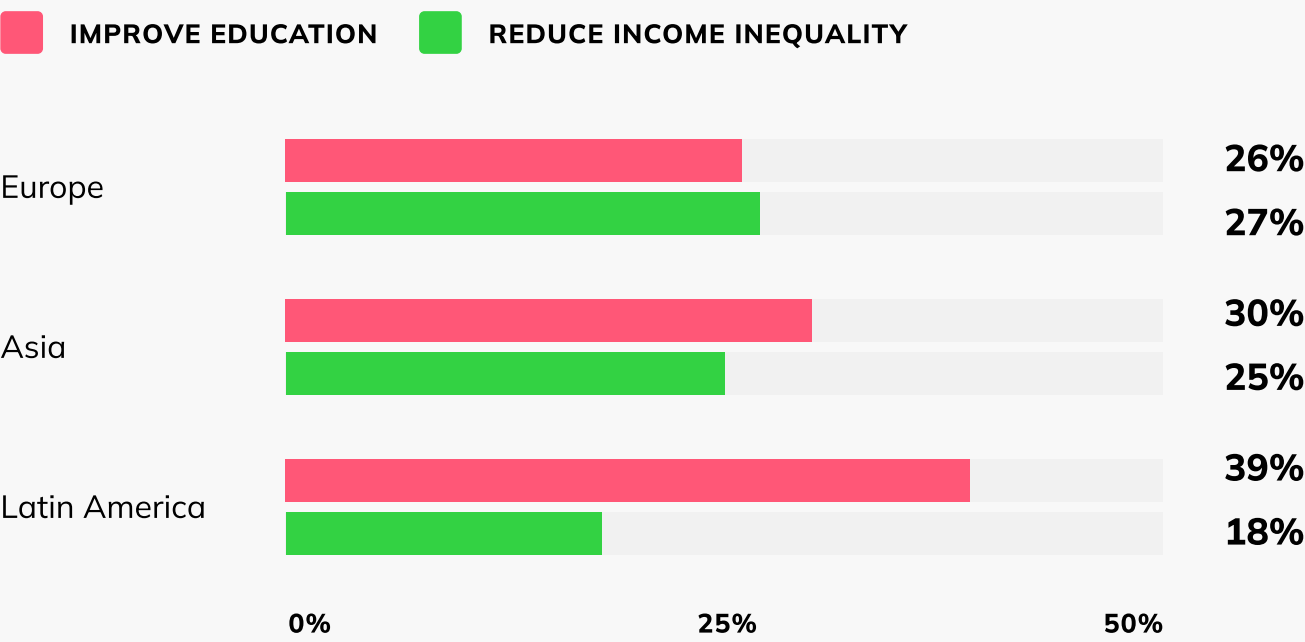
Bottom 10



KEY FINDINGS

In Latin America,

improving education is seen as a more important priority than reducing income inequality.



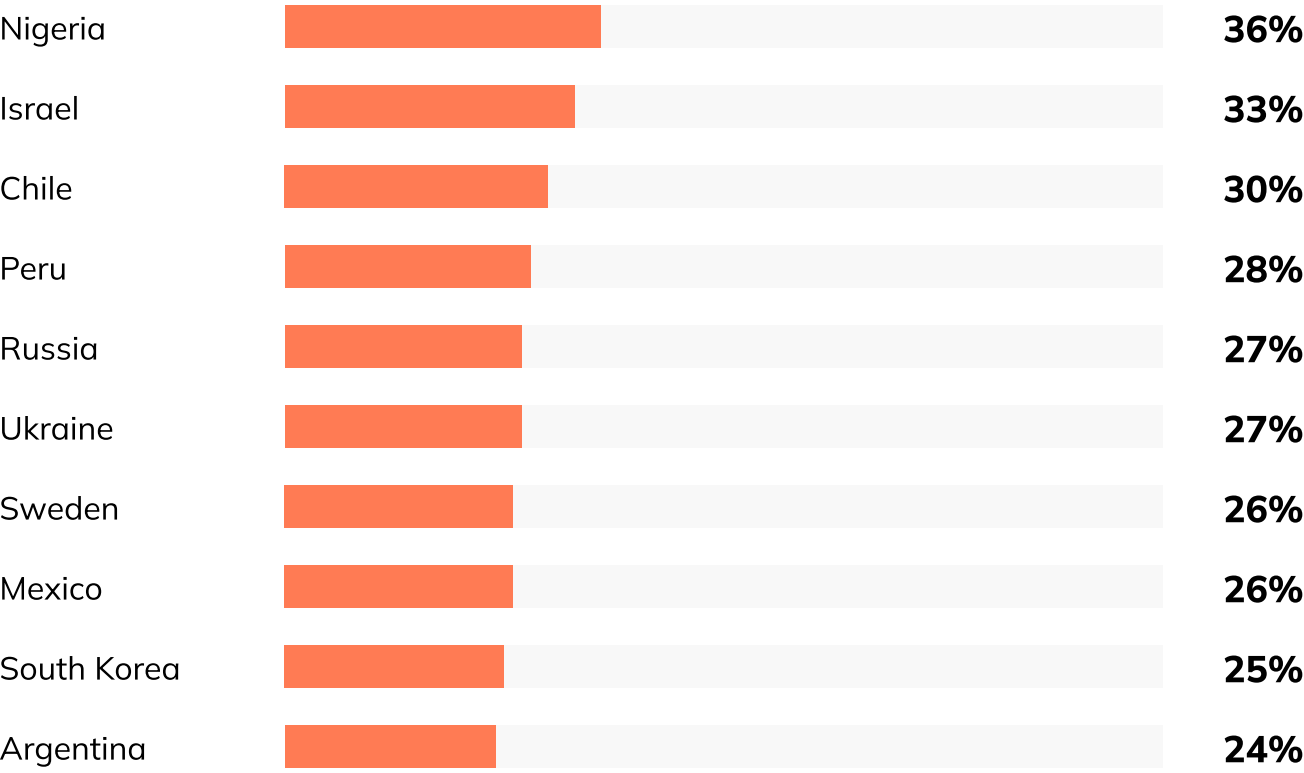
Government Priorities

% select _____ as one of their top three priorities for their government to focus more on

Invest in security and defense

Only 17% of people around the world, on average, choose security and defense as one of their top three priorities for their government.

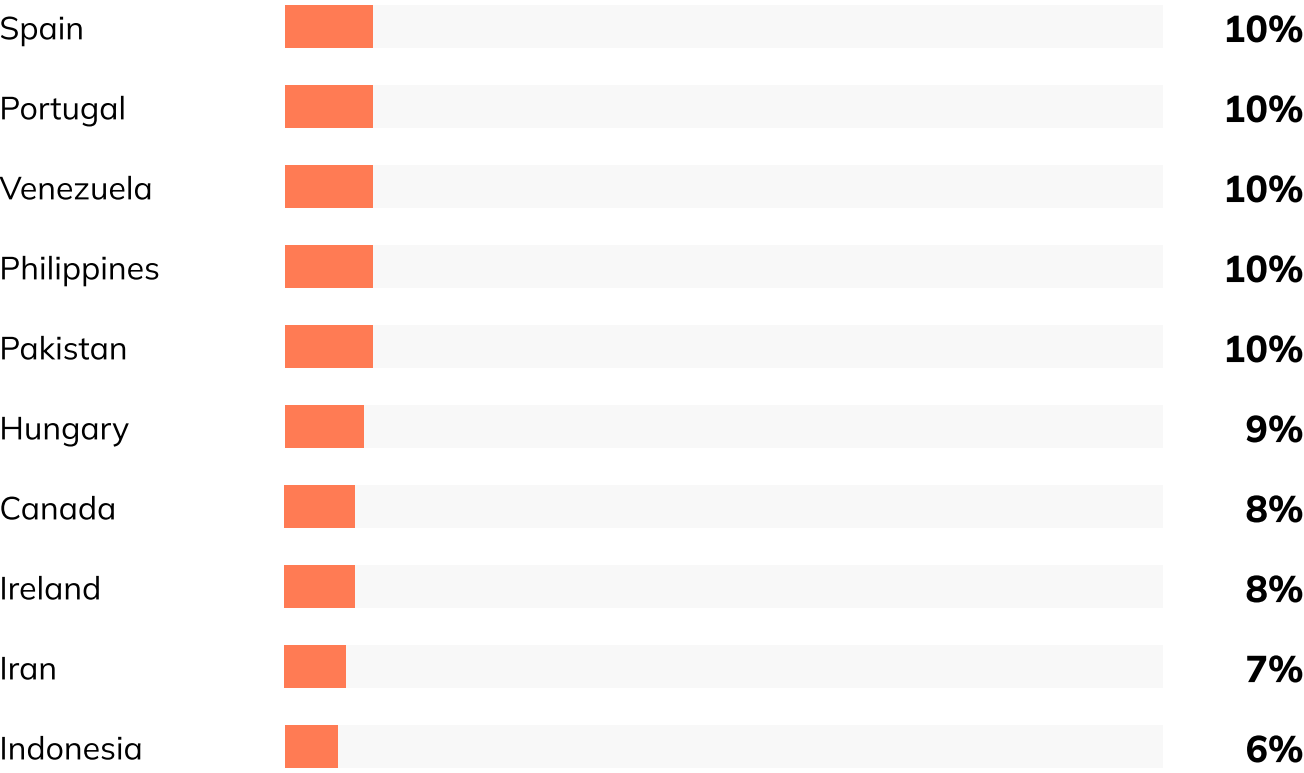
Top 10



Global Average



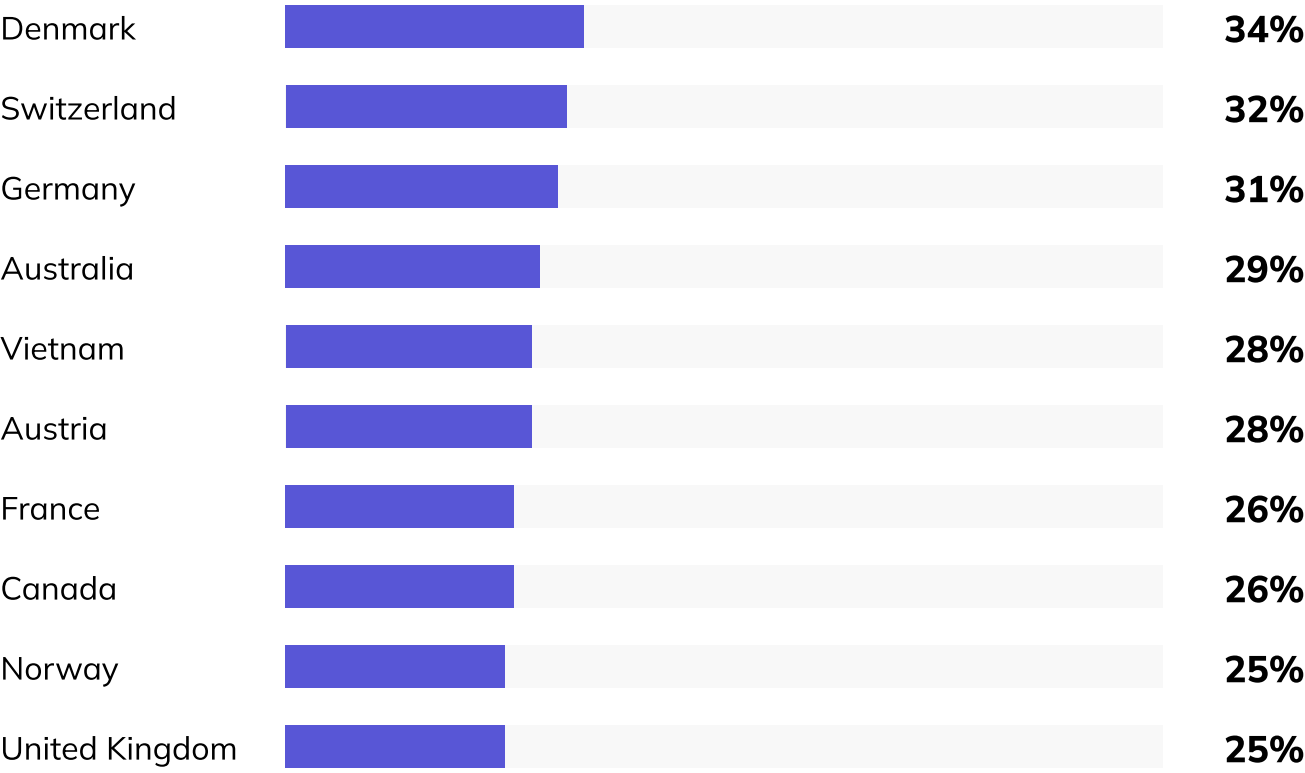
Bottom 10



Fight climate change

Only 15% of people globally selected “fight climate change” as one of their top three priorities for their government. This sentiment is much higher in Western Europe than the rest of the world.


Top 10



Global Average



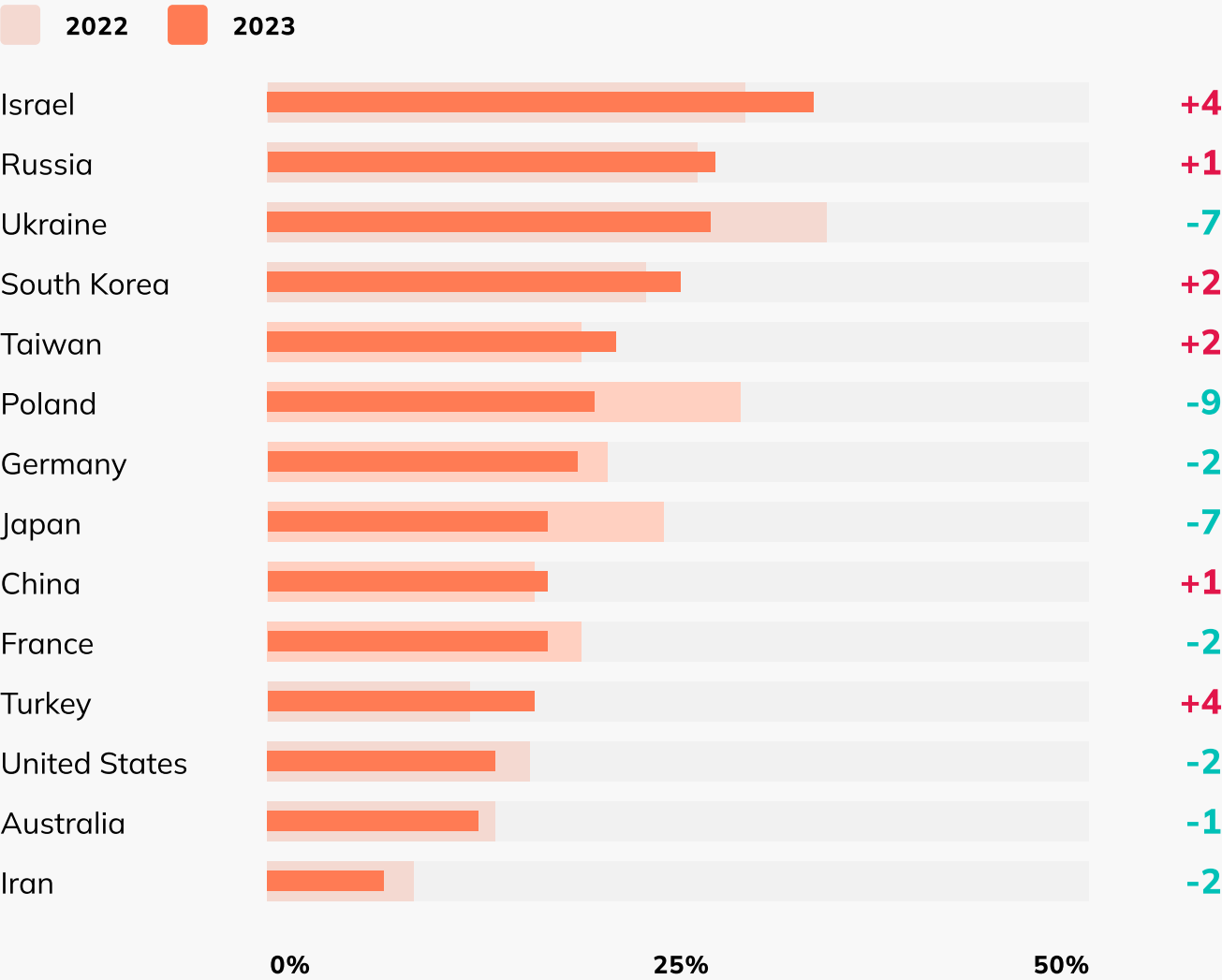
Bottom 10



KEY FINDINGS

Security and defense

Despite increasing global tensions, public desire to invest more in security and defense does not appear to be increasing in many key countries around the world.



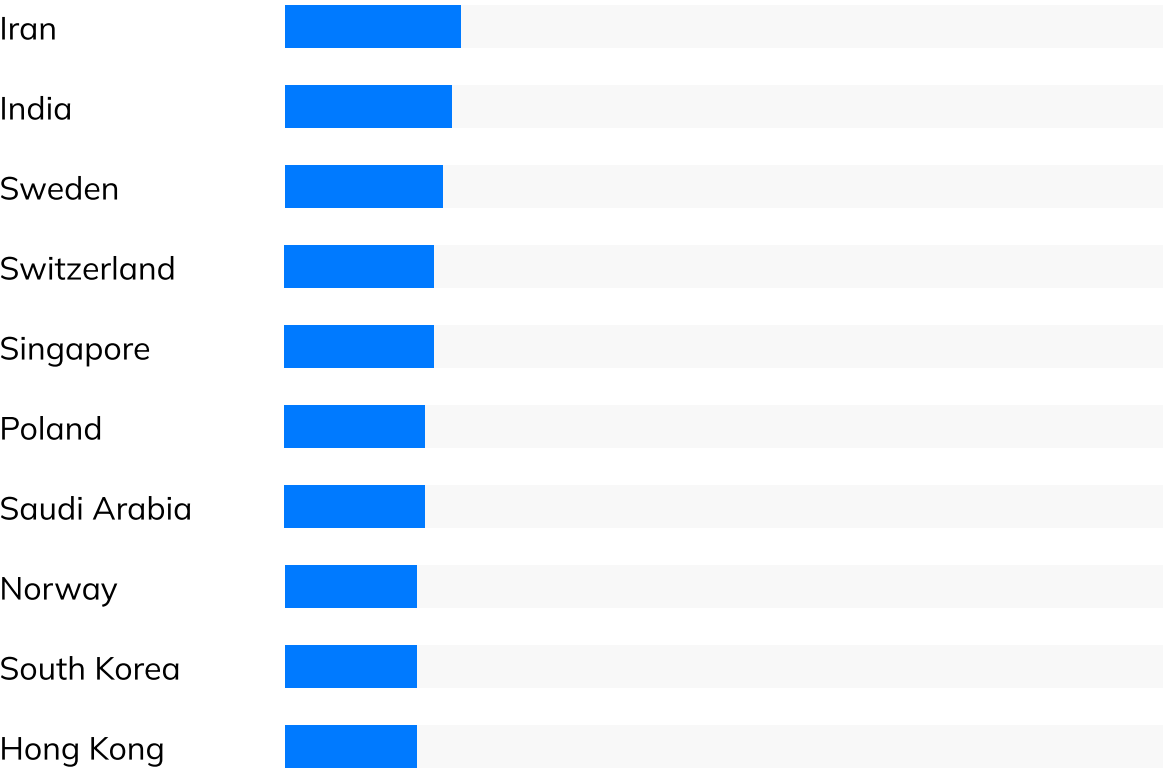
Government Priorities

% select _____ as one of their top three priorities for their government to focus more on

Promote gender equality

Only 11% of people globally select “promote gender equality” as one of their top three priorities for their government


Top 10



Global Average



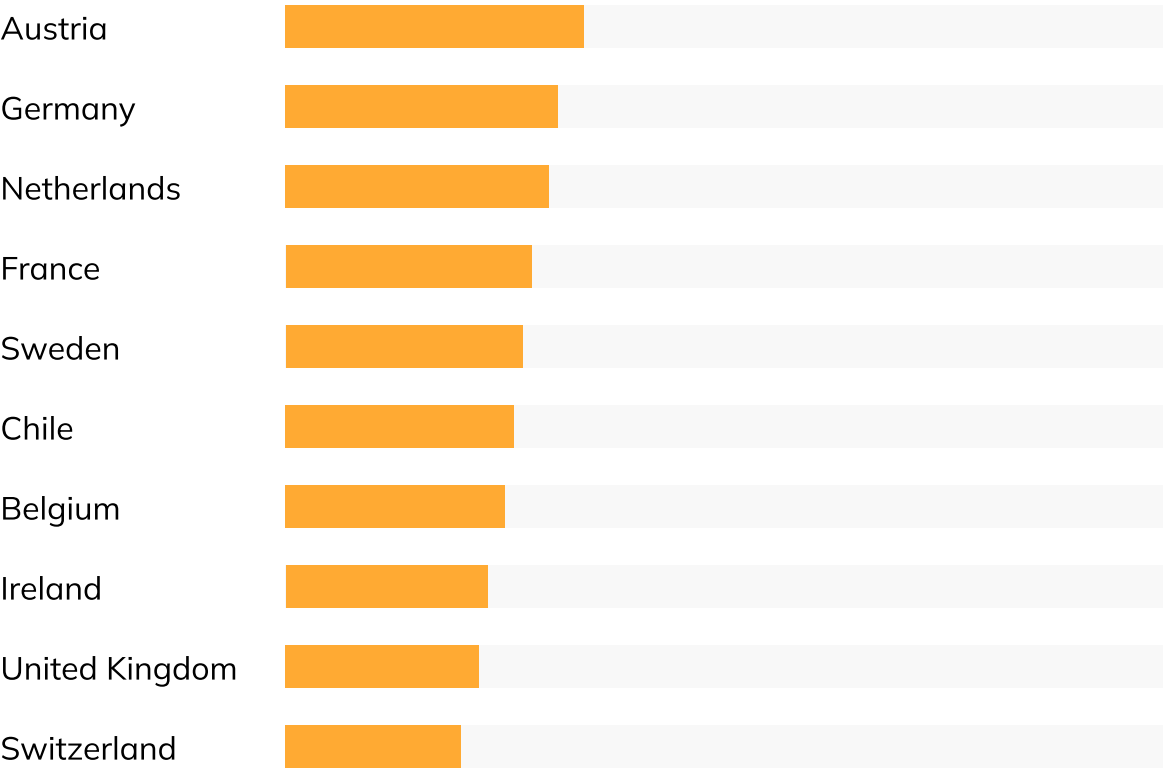
Bottom 10



Reduce immigration

While only 12% of people globally selected “reduce migration” as one of their top three priorities for their government to focus on, it is far more of a top priority in Europe than in the rest of the world.

Top 10



Global Average



Bottom 10

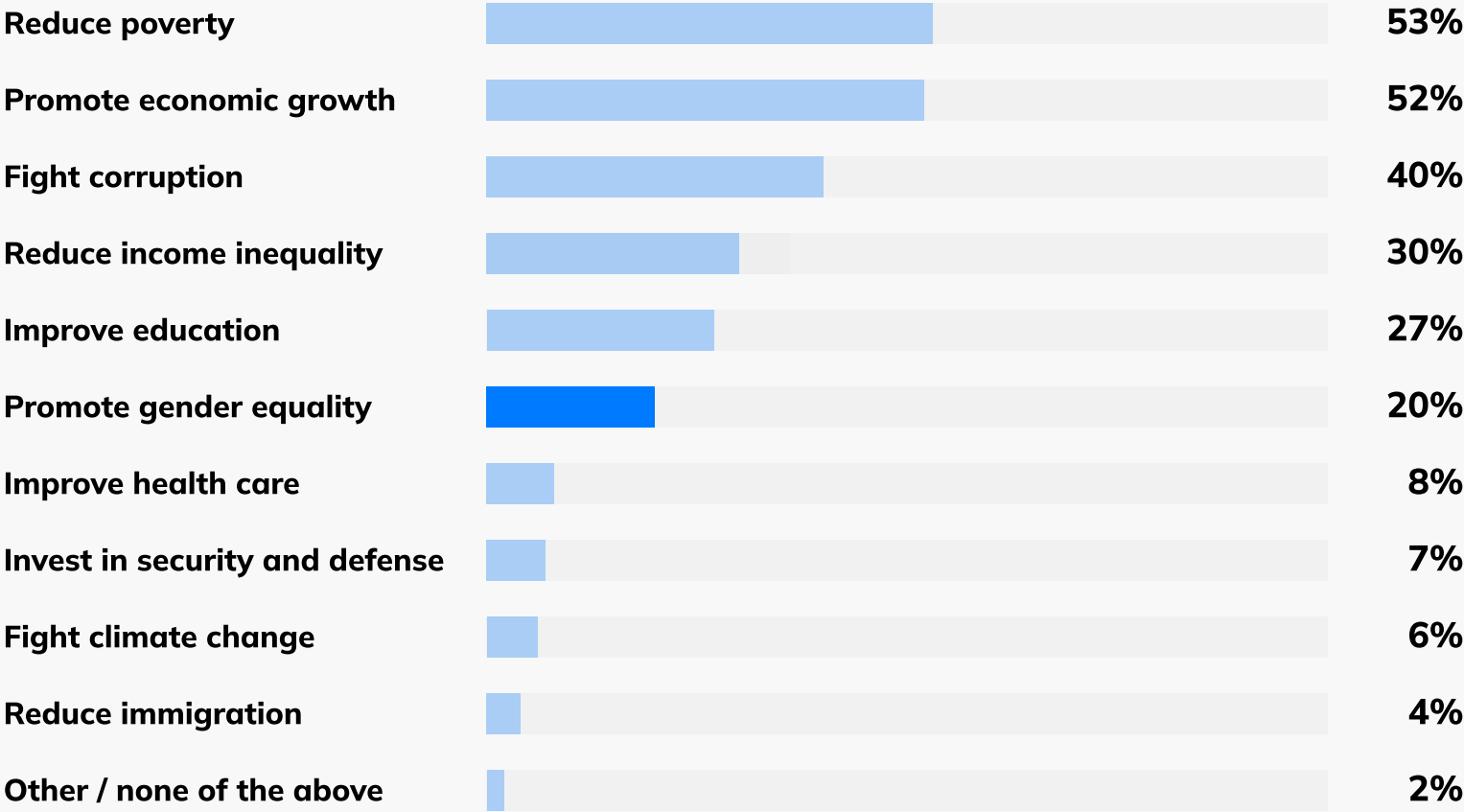


KEY FINDINGS



Gender Equality in Iran

The share of people who want their government to prioritize gender equality has increased significantly in Iran since 2022, nearly doubling from 13% to 20%. More Iranians now say this should be a priority for their government than any other country surveyed (though it still falls well behind other economic priorities).

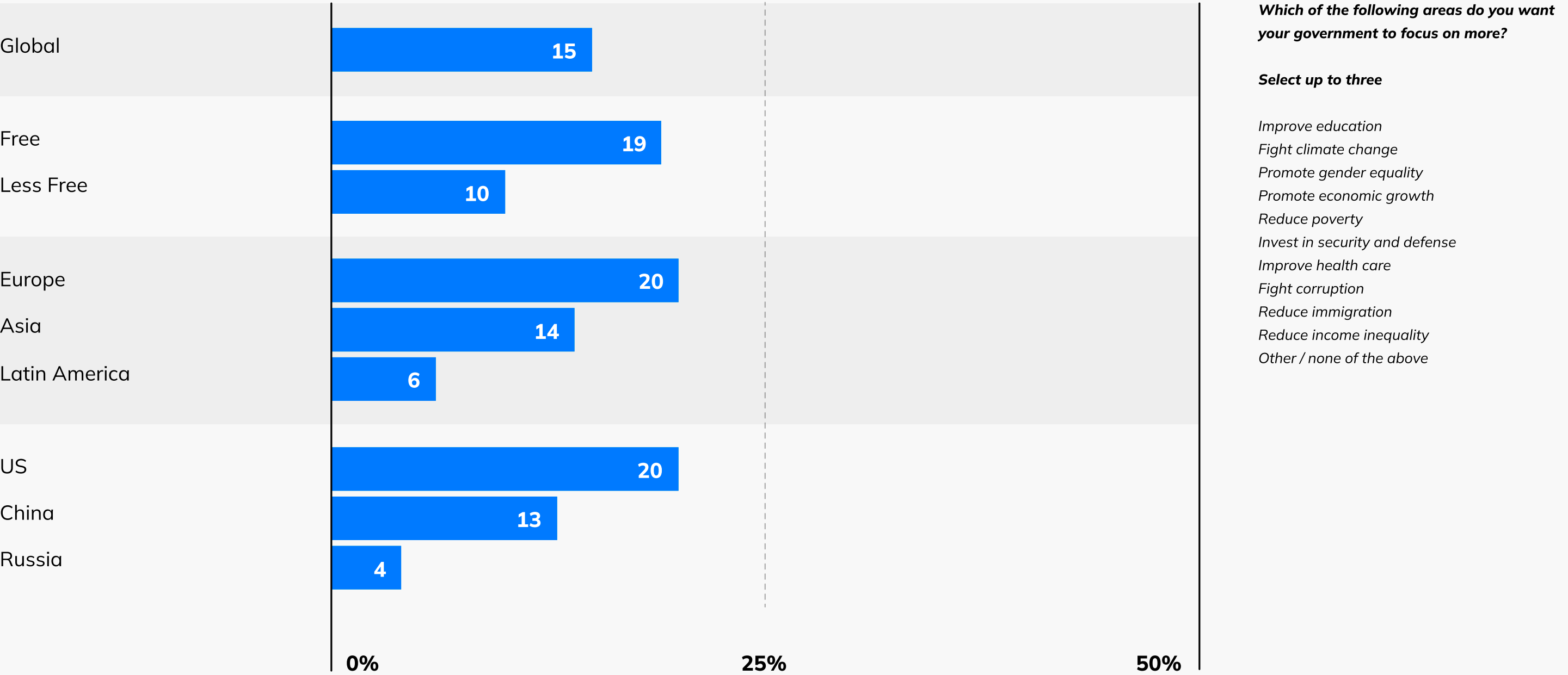


Climate Change

Across the 53 countries surveyed, only 15% of the people picked “Fight Climate Change” as one of their top three priorities for their government. There are huge regional differences: 20% in Europe, versus 14% in Asia and 6% in Latin America.

Fighting climate change is a higher priority for people living in “free” democracies

% select "Fight Climate Change" as one of their top three priorities



Global Politics

Perception of Global Powers	33
US Impact on Democracy	44
Economic Ties with Russia	46
Economic Ties with China	49
Russia-China Relations	52
Assistance to Ukraine	53
World Challenges	54
Prioritizing Climate Change	55

Perception of Global Powers

Most people around the world have a positive perception of the European Union (+35), the United Nations (+34), and the United States (+27), and a negative perception of Russia (-19).

What is your overall perception of the European Union / the United Nations / the United States / China / Russia?

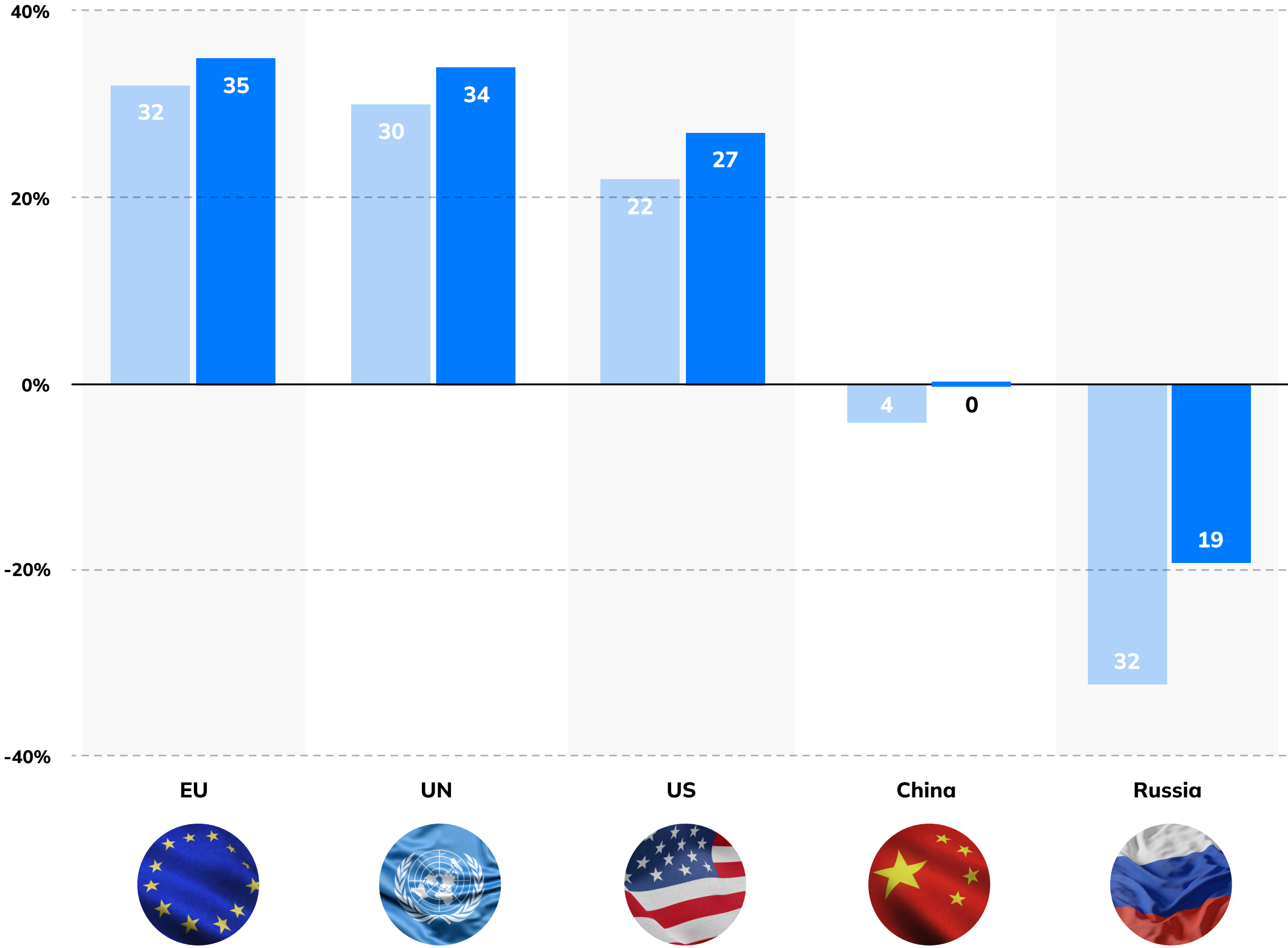
Very positive / Somewhat positive / Neither positive nor negative / Somewhat negative / Very negative / Don't know

**Positive" includes "very positive" and "somewhat positive".

2022 2023

Most people have positive perceptions of the EU, the UN, and the US

net perception: % say they have a positive perception - % say they have a negative perception



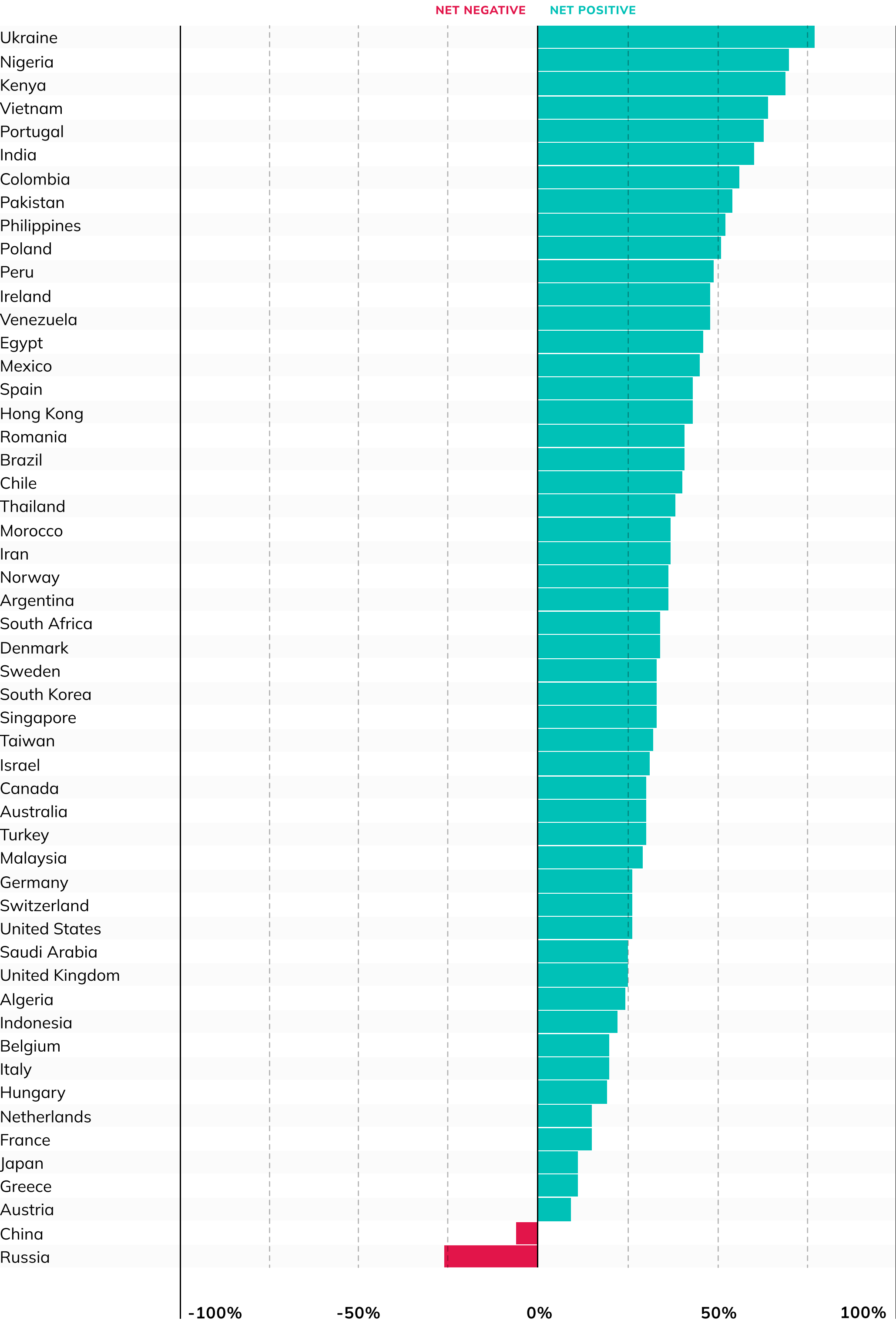
When it comes to perceptions of China, however, the world is more evenly divided: across all 53 countries, the average share of positive opinions is the same as the negative opinions, resulting in a net perception of 0.

Perception of the European Union

The European Union is viewed positively around the world (+35), with more people saying they have a positive perception of the EU than a negative perception in almost all countries: 51 out of the 53 countries surveyed.

The EU is viewed positively by countries all around the world - except Russia and China

net perception of the EU: % positive - % negative



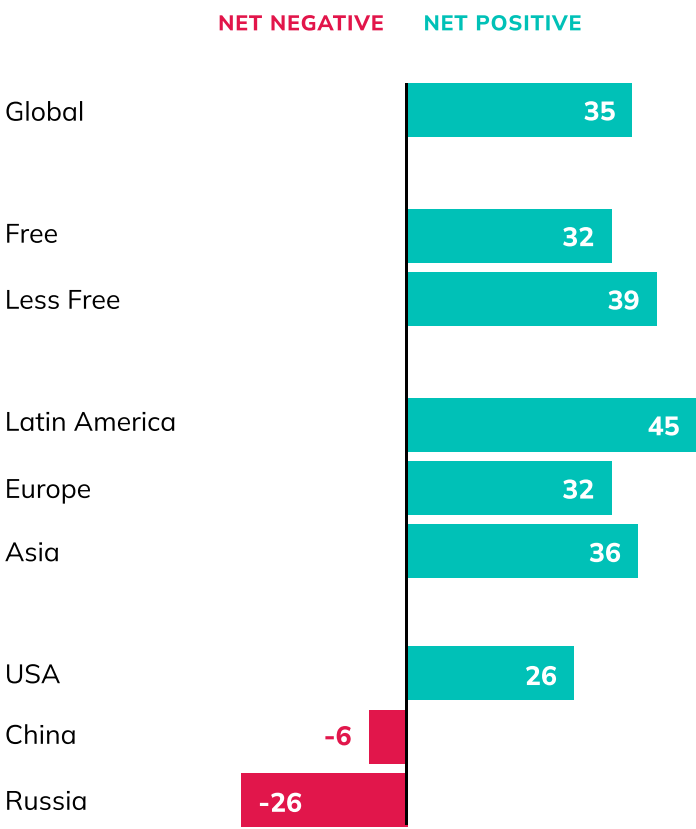
Ukrainians
have the most positive
opinion of the EU



Regional Results

Within the EU, Greece and Austria have the most divided opinions.

Only two countries have net negative opinions of the EU: Russia and China.



What is your overall perception of the European Union?
Very positive / Somewhat positive / Neither positive nor negative / Somewhat negative / Very negative / Don't know

***Positive" includes "very positive" and "somewhat positive".*

*"Positive" includes "very positive" and "somewhat positive".

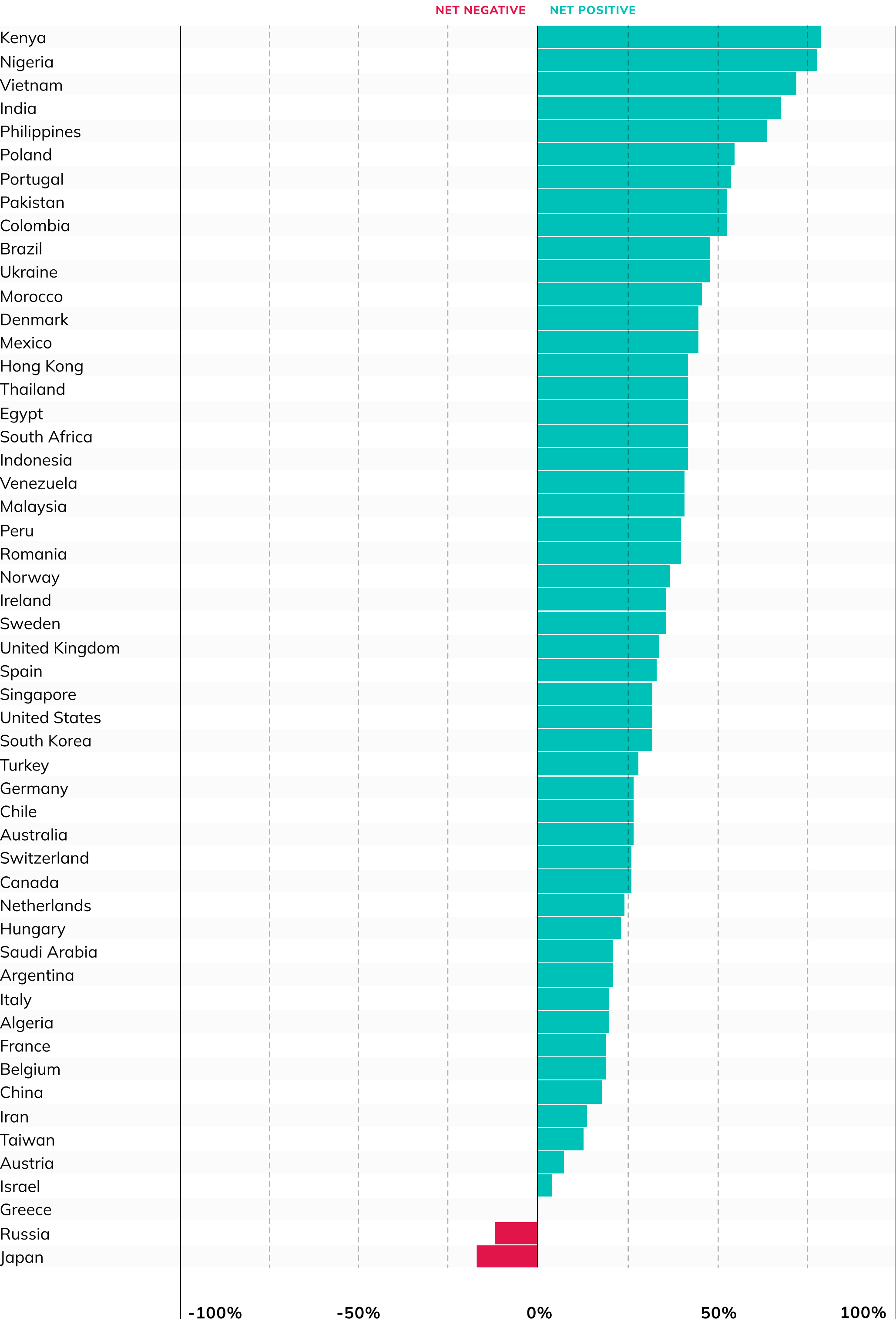


Perception of the United Nations

Similarly to the European Union, the United Nations is viewed positively around the world (+34), with more people saying they have a positive perception of the UN than a negative perception in almost all countries: 51 out of the 53 countries surveyed.

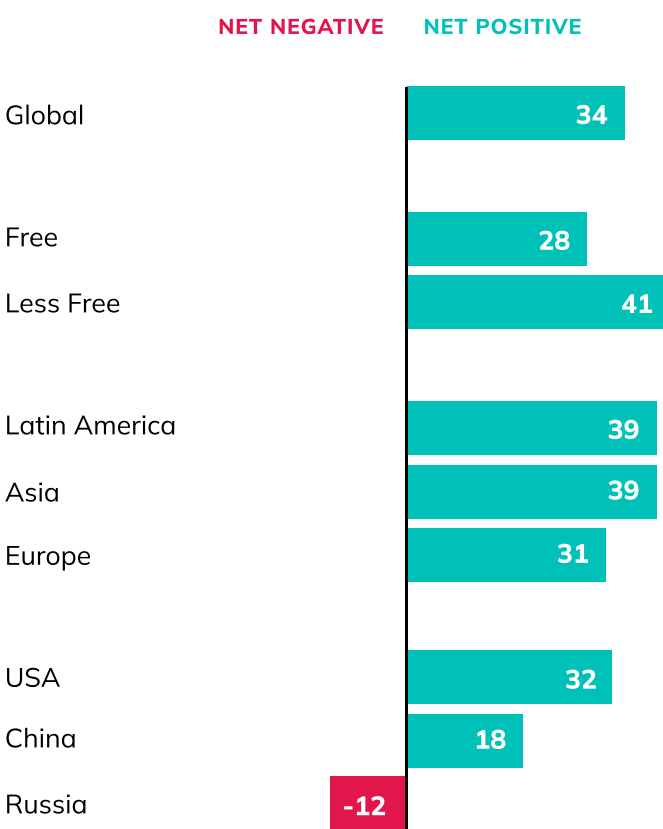
The UN is viewed positively by almost all countries around the world

net perception of the UN: % positive - % negative



Regional Results

Only two countries have net negative opinions of the UN: Japan, and Russia.



What is your overall perception of the United Nations?
Very positive / Somewhat positive / Neither positive nor negative / Somewhat negative / Very negative / Don't know

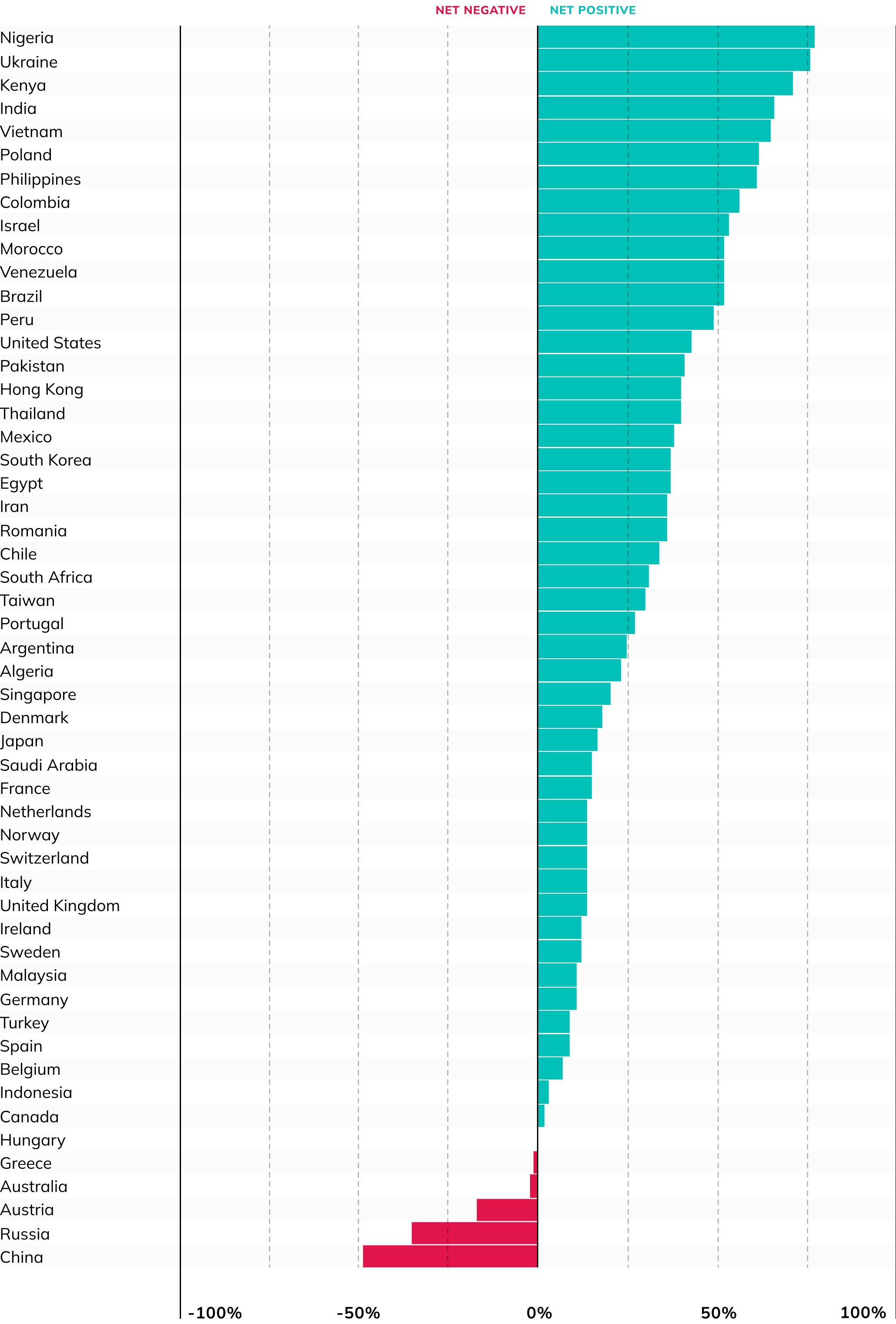
**Positive" includes "very positive" and "somewhat positive".

Perception of the United States

The United States is also viewed positively around world (+27), with more people saying they have a positive perception of the US than a negative perception in most countries: 48 out of the 53 countries surveyed.

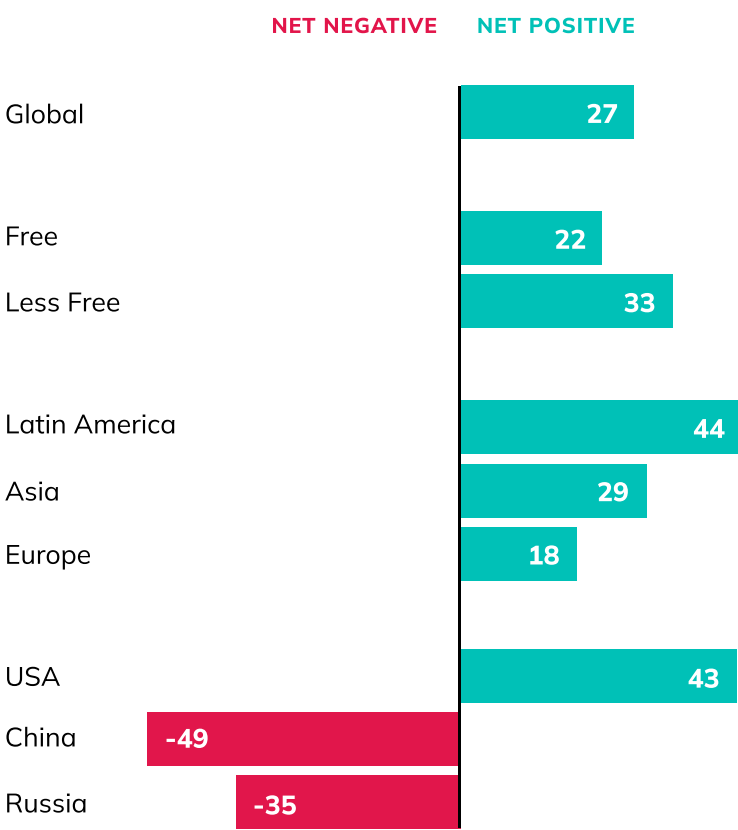
The United States is viewed positively in most countries around the world

net perception of the US: % positive - % negative



Regional Results

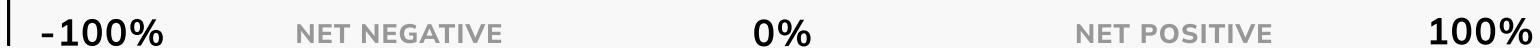
Europeans are more divided about their opinion of the US than people in the rest of the world.



What is your overall perception of the United States?
Very positive / Somewhat positive / Neither positive nor negative / Somewhat negative / Very negative / Don't know
**Positive" includes "very positive" and "somewhat positive".

In several key US allies, however, attitudes towards the US have become less positive, including Poland, South Korea, Japan and Australia

*"Positive" includes "very positive" and "somewhat positive".


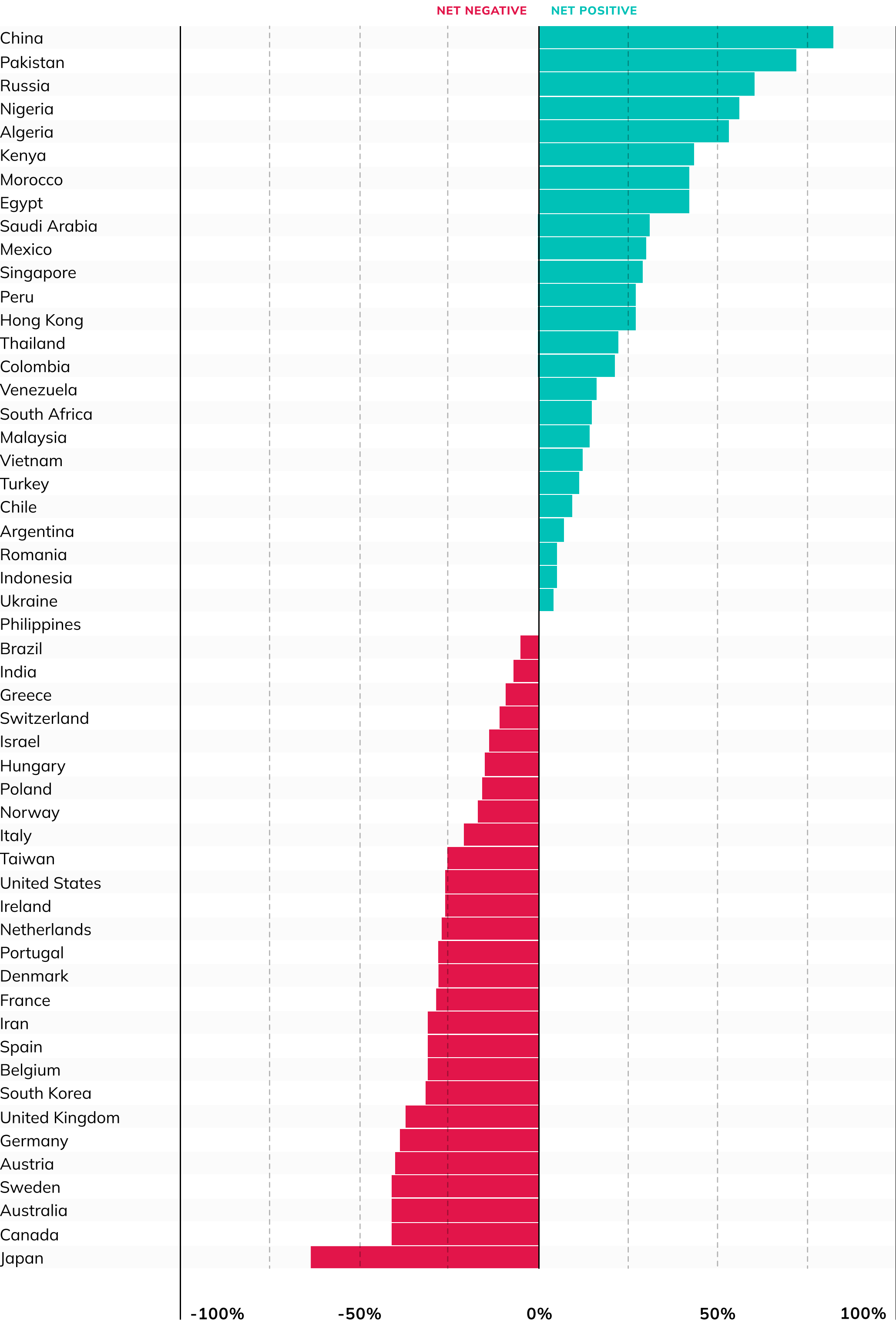


Perception of China

Views towards China divide the world: western democracies, particularly the United States, European countries, Australia, Japan and South Korea, have negative views of China, while the rest of the world has more mixed or positive views.

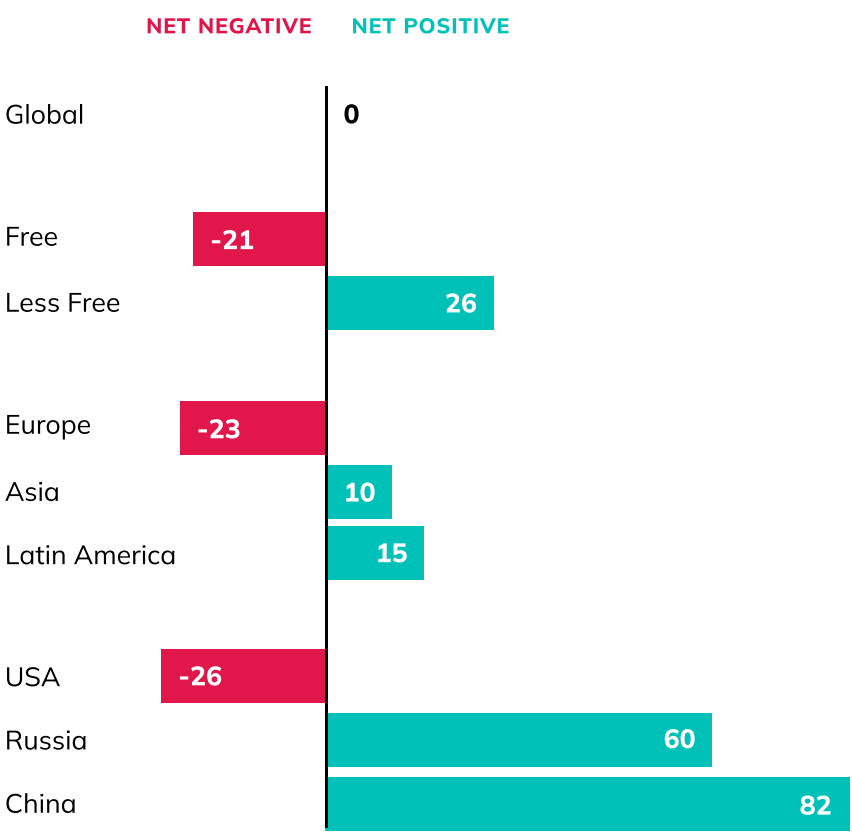
The world is divided in its views toward China

net perception of China: % positive - % negative



Regional Results

Attitudes towards China are much more positive in democratic countries labeled as “free” by Freedom House, than in less democratic countries labeled as “less free”.



What is your overall perception of China?
Very positive / Somewhat positive / Neither positive nor negative / Somewhat negative / Very negative / Don't know

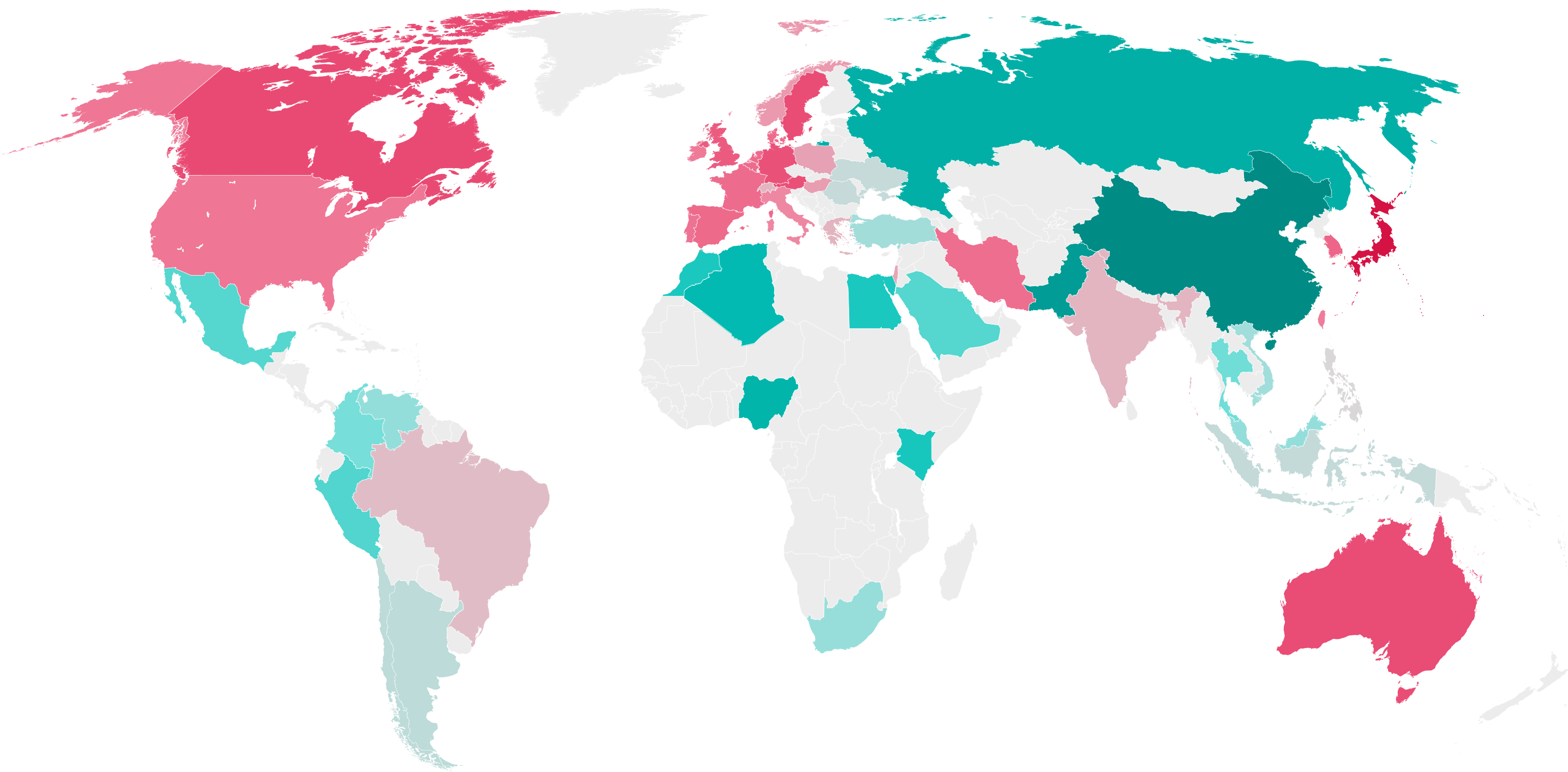
***Positive" includes "very positive" and "somewhat positive".*

Perception of China

People around the world are divided about their views towards China, with an identical share of people saying they have a positive opinion as negative opinion. Perceptions of China are much more negative in Europe and the United States than in the rest of the world, where they are either mixed or positive.

The world is divided in its view towards China

net perception of China: % positive - % negative



What is your overall perception of China?
Very positive / Somewhat positive / Neither positive nor negative /
Somewhat negative / Very negative / Don't know



The countries with the most positive increases are South Korea (+34), Vietnam (+25), Singapore (+23) and Turkey (+23), while the countries with the most negative changes are Iran (-10) and Ukraine (-20).

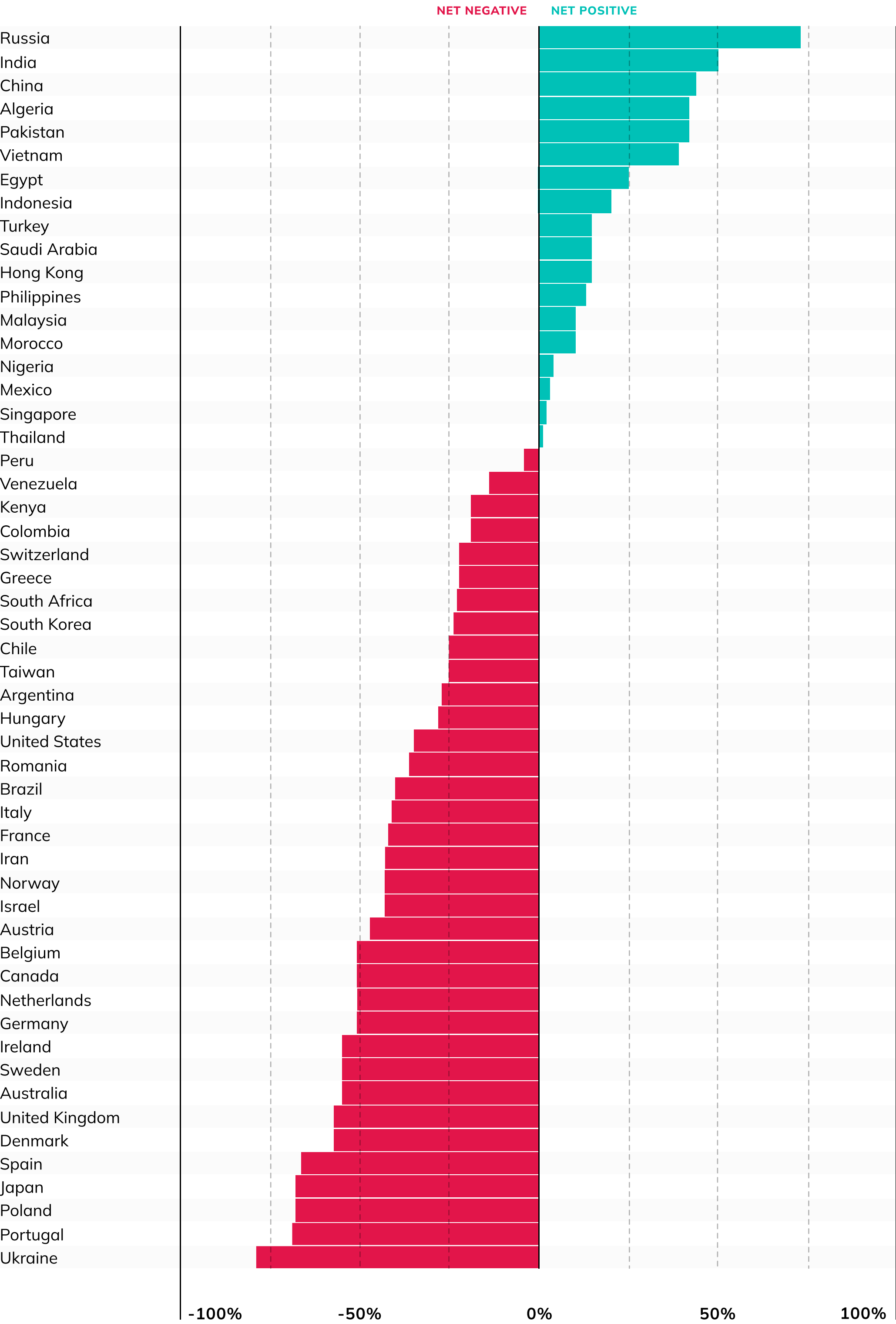
*"Positive" includes "very positive" and "somewhat positive".

Perception of Russia

Most countries have negative views of Russia. The only countries with a positive perception of Russia are in Asia or the Middle East, led by Russia, India and China. Collectively, however, these countries represent a majority of the world's population.

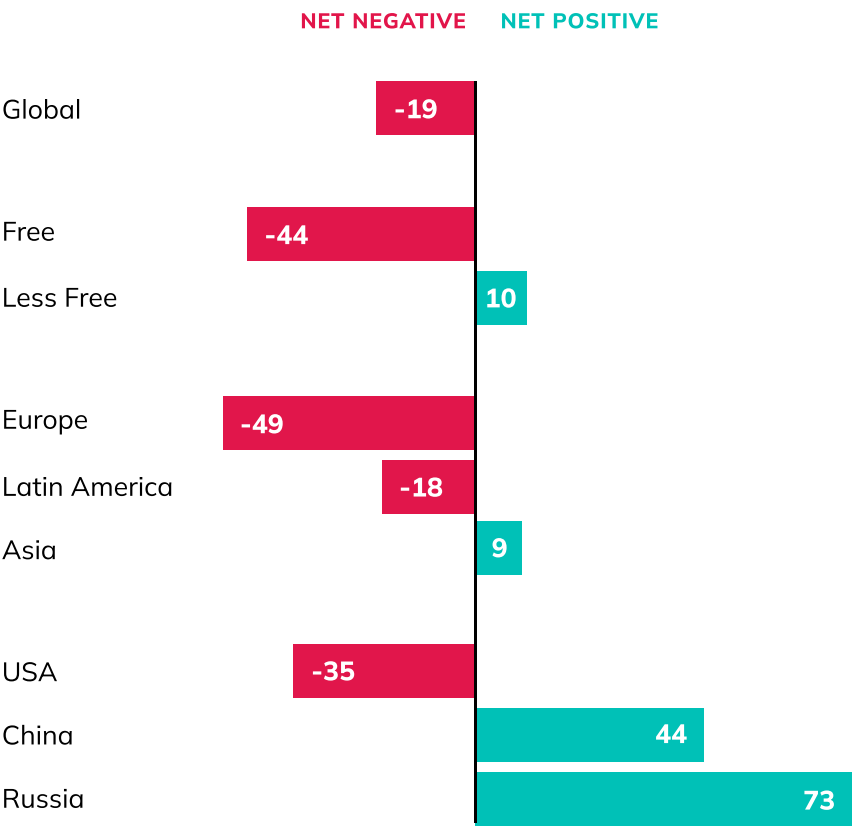
Russia is viewed negatively in most countries

net perception of Russia: % positive - % negative



Regional Results

People in western democracies, particularly in Europe and America, have the most negative perceptions of Russia.



What is your overall perception of Russia?
Very positive / Somewhat positive / Neither positive nor negative / Somewhat negative / Very negative / Don't know
**Positive includes "very positive" and "somewhat positive".

Perception of Russia

This decline in negative attitudes occurred in almost all countries, even in the western democracies that remain the most critical of Russia.

*"Positive" includes "very positive" and "somewhat positive".

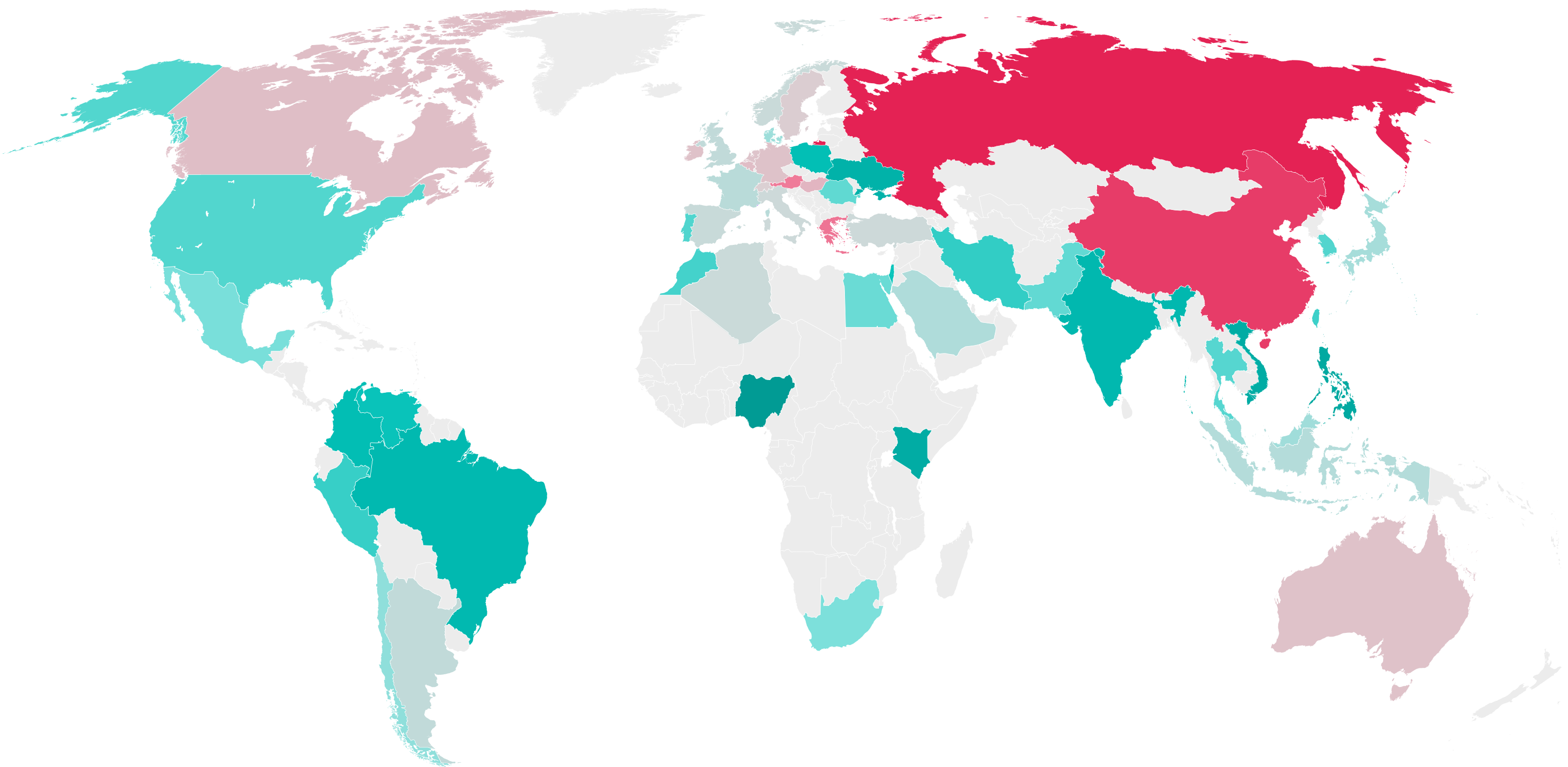


US Impact on Democracy

Across the 53 countries surveyed, an average of 51% of people say that the United States has a positive impact on democracy around the world, while 33% say it's negative.

World is split about the US's impact on democracy worldwide

net opinion* of the US's influence on democracy worldwide



Overall, do you think the United States has a positive or negative impact on democracy around the world?
Very positive / Somewhat positive / Somewhat negative / Very negative / No impact / Don't know
*Net opinion is calculated as % positive - % negative.



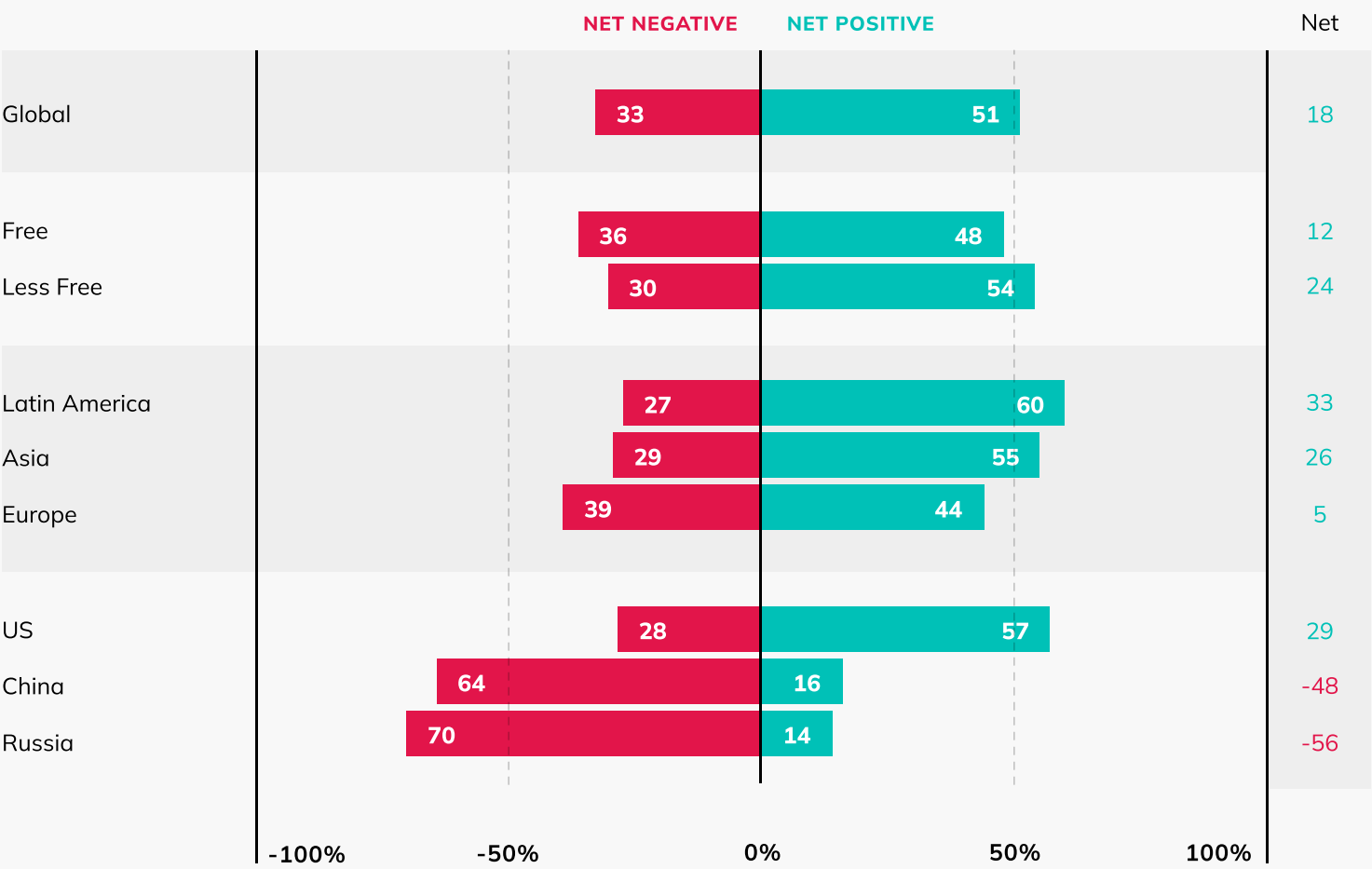
KEY FINDINGS

There are strong regional divides in perceptions of the US

On one hand, many developing countries, particularly in Latin America and Eastern Europe, have overwhelmingly positive assessments of the US's impact.

On the other hand, Russia, China, and Greece have the most negative perceptions.

And lastly, in most Western European countries, as well as in Canada and Australia, opinion is very evenly divided.



US Impact on Democracy

Over the past three years, from 2020 to 2023, perceptions of US's global influence have become slightly more positive around the world, especially across Europe.

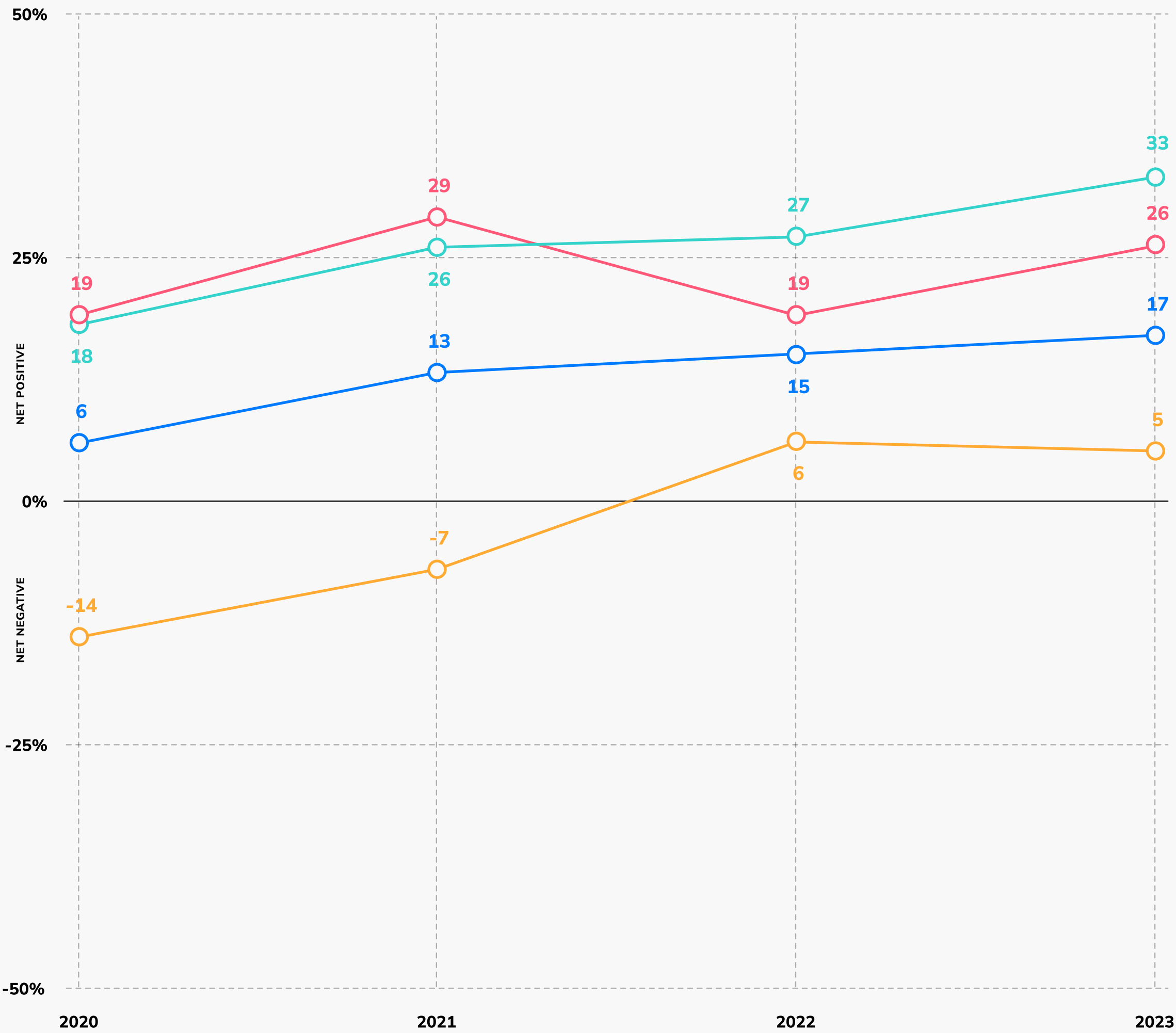
Overall, do you think the United States has a positive or negative impact on democracy around the world?

Very positive / Somewhat positive / Somewhat negative / Very negative / No impact / Don't know

- GLOBAL
- ASIA
- EUROPE
- LATIN AMERICA

Perception of US influence on global democracy becomes more positive since 2020

Net opinion of the US's impact on democracy in 2020-2023 (% positive - % negative)

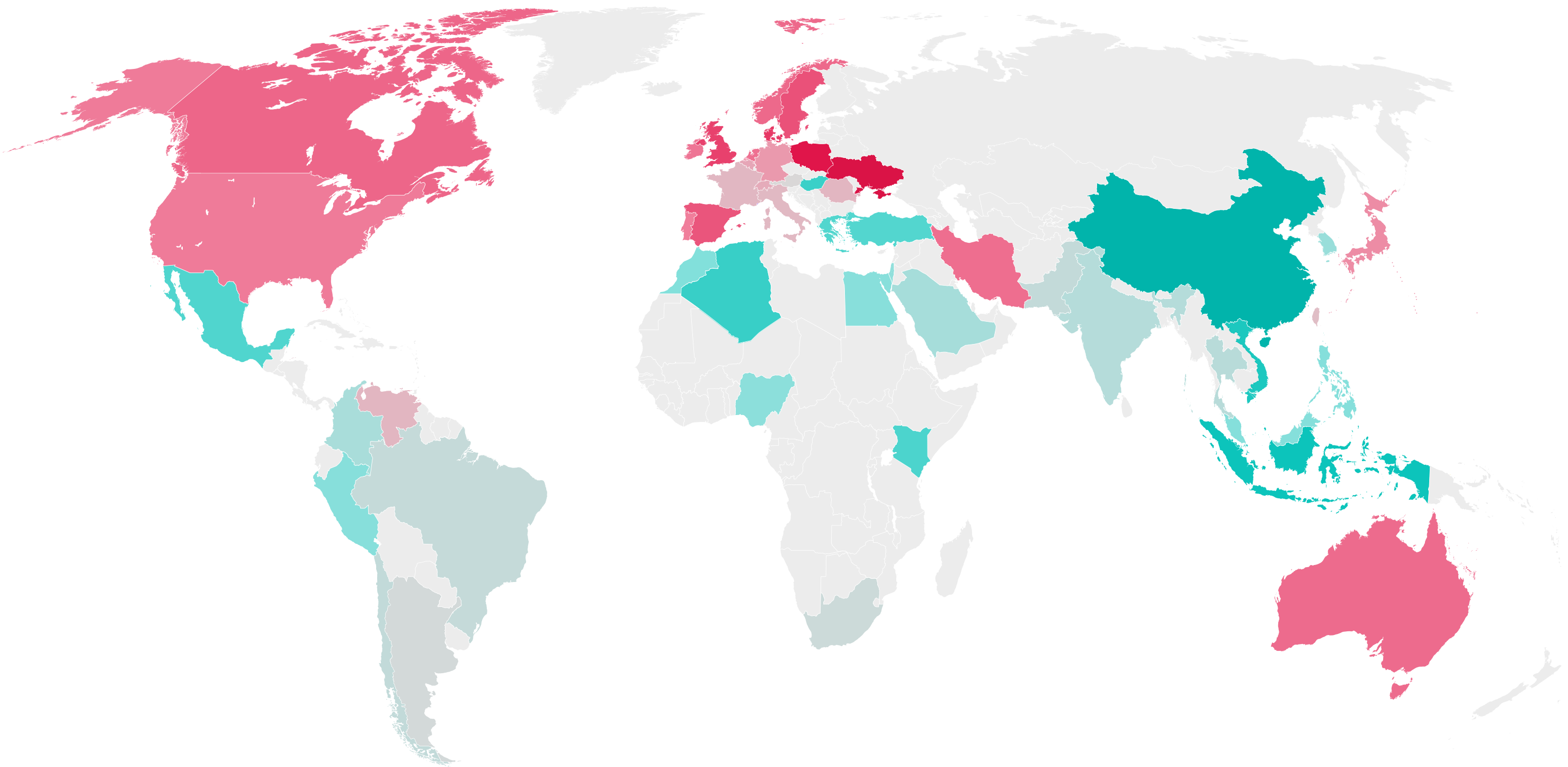


Economic Ties with Russia

When asked if they think their countries should cut economic ties with Russia over its invasion of Ukraine, western democracies are more in favor of cutting ties than keeping ties. The rest of the world however has mixed opinions or would rather keep ties.

Western democracies want to cut economic ties with Russia

net support for keeping economic ties with Russia: % keep ties - % cut ties



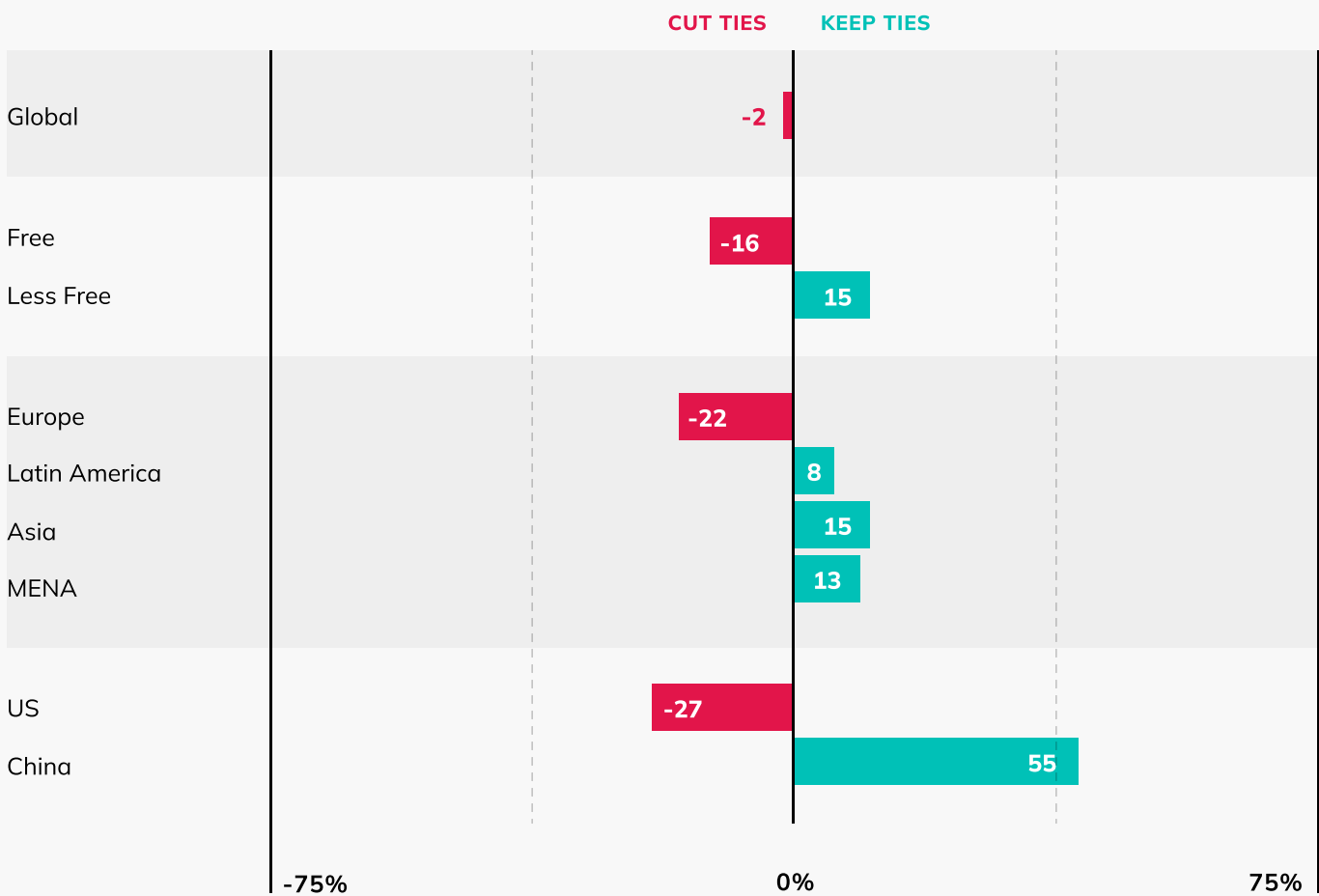
Do you think your country should cut economic ties with Russia because of the war in Ukraine?
Yes / No / Don't know [Question excluded in Russian questionnaire]
"Cut ties" = "Yes", "Keep ties" = "No".



KEY FINDINGS

Support for cutting ties with Russia divides the West from the rest

Western democracies, particularly Europe and the US, have far more people willing to cut ties with Russia than keep ties with Russia. The rest of the world however has mixed opinions or would rather keep ties.

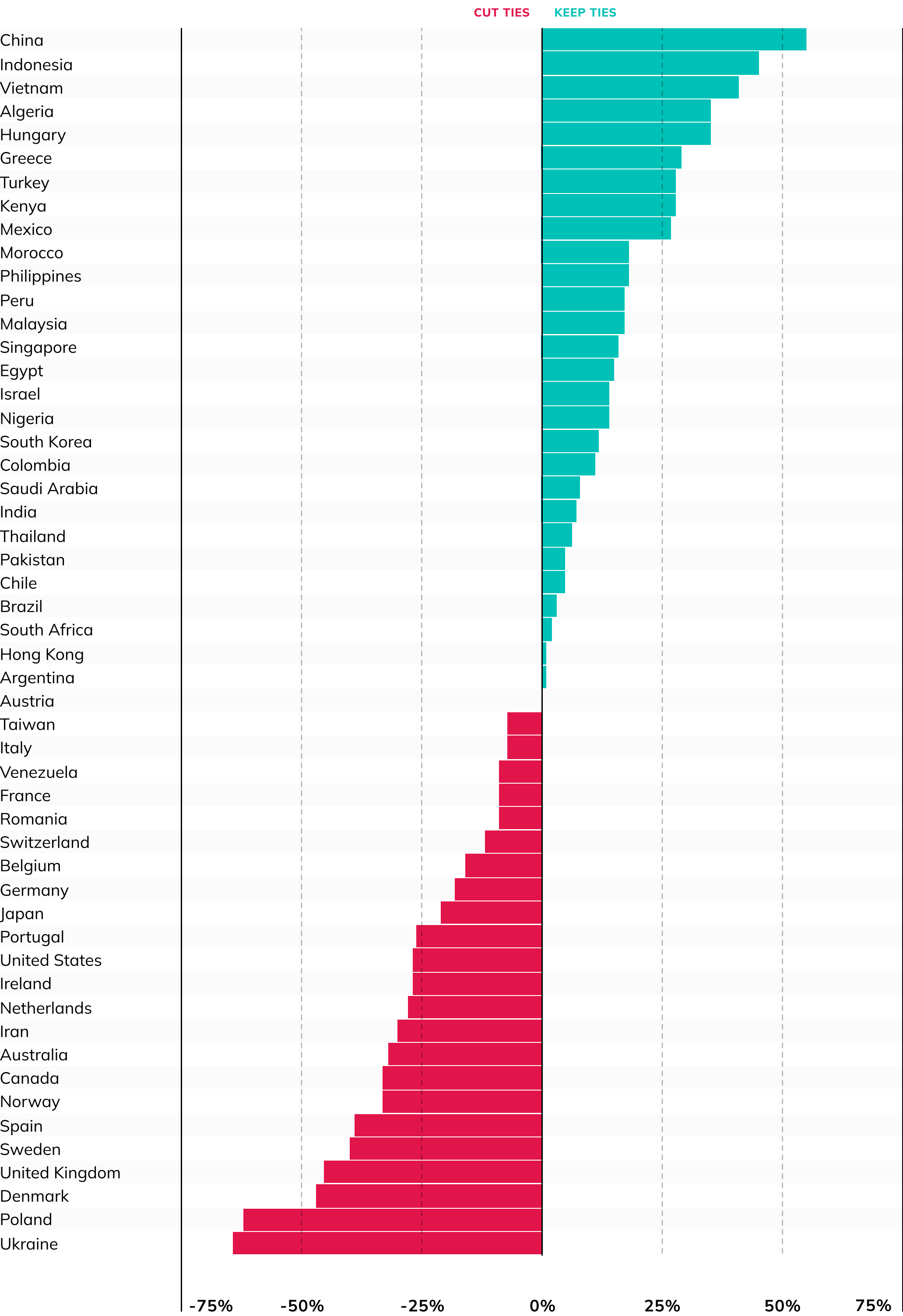


Economic Ties with Russia


When asked if they think their countries should cut economic ties with Russia over its invasion of Ukraine, people in 23 out of the 52 countries surveyed are more in favour of cutting ties than keeping ties.

Western democracies want to cut economic ties with Russia

net support for keeping economic ties with Russia: % keep ties - % cut ties



Hungary and Greece are the only countries in Europe where more people prefer to keep ties with Russia



Do you think your country should cut economic ties with Russia because of the war in Ukraine?
Yes / No / Don't know [Question excluded in Russian questionnaire]

"Cut ties" = "Yes", "Keep ties" = "No".

Economic Ties with Russia

Support for cutting economic ties with Russia over its invasion of Ukraine remains high in Europe and the United States even after several rounds of sanctions. Yet this support is weaker now than it was one year ago, in the spring of 2022.

Several countries have shifted from preferring to cut ties to now preferring to keep ties. These countries include: South Korea, Singapore, India, Brazil and Chile.

Almost all countries in Latin America, Asia and the MENA region prefer keeping ties with Russia, while almost all countries in Europe still prefer cutting ties.

Do you think your country should cut economic ties with Russia because of the war in Ukraine?

Yes / No / Don't know [Question excluded in Russian questionnaire]

"Cut ties" = "Yes", "Keep ties" = "No".

Oceania

○ 2022 ▷ 2023

Diff

Australia



15

North America

Canada



12

United States



18

Middle East & North Africa

Algeria



-1

Turkey



3

Morocco



-4

Egypt



-5

Israel




-13

Saudi Arabia



-1

Iran



-25

Latin America

Mexico



2

Peru



11

Colombia



11

Chile



9

Brazil



13

Argentina



9

Venezuela



10

Europe

Hungary



4

Greece



-5

Austria



15

Italy



11

Romania



8

France



11

Switzerland



9

Belgium




5

Germany




10

Portugal



16

Ireland




20

Netherlands



10

Norway




12

Spain



2

Sweden



13

United Kingdom



11

Denmark



10

Poland



6

Ukraine



0

Asia

China



-7

Indonesia



-5

Vietnam



-3

Philippines



-6

Malaysia




4

Singapore




20

South Korea



30

India



15

Thailand



-4

Pakistan



-3

Hong Kong



8

Taiwan



12

Japan



8

Africa

Kenya



5

Nigeria



-3

South Africa



-6

-100%

CUT TIES

0%

KEEP TIES

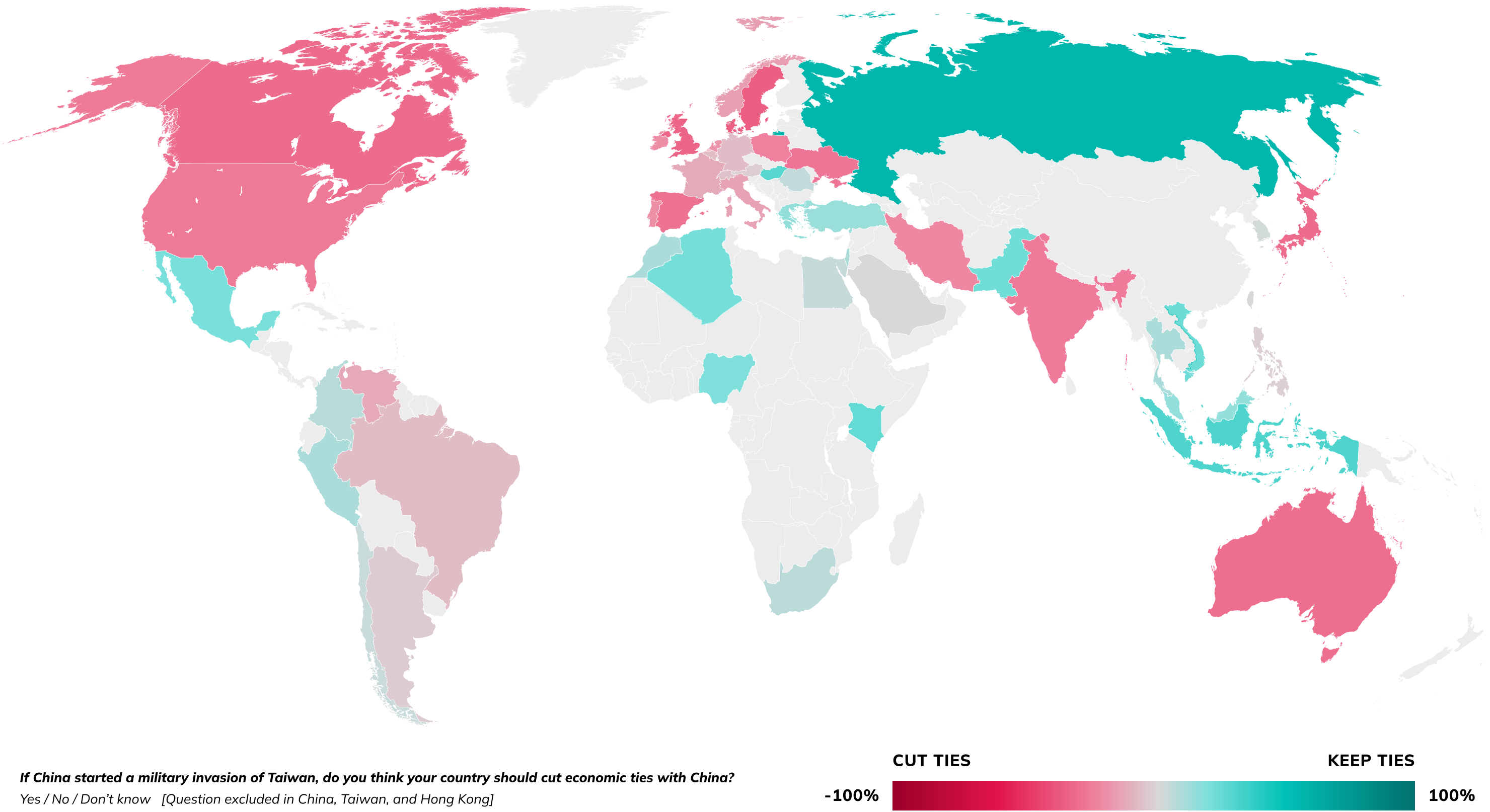
100%

Economic Ties with China

In 26 out of the 52 countries surveyed, more people say they would be in favour of their country cutting economic ties with China - if it invaded Taiwan - than keeping ties. These countries include many of China’s top trading partners such as the United States, Japan, and Germany.

If China invades Taiwan, half of the world would want to cut economic ties

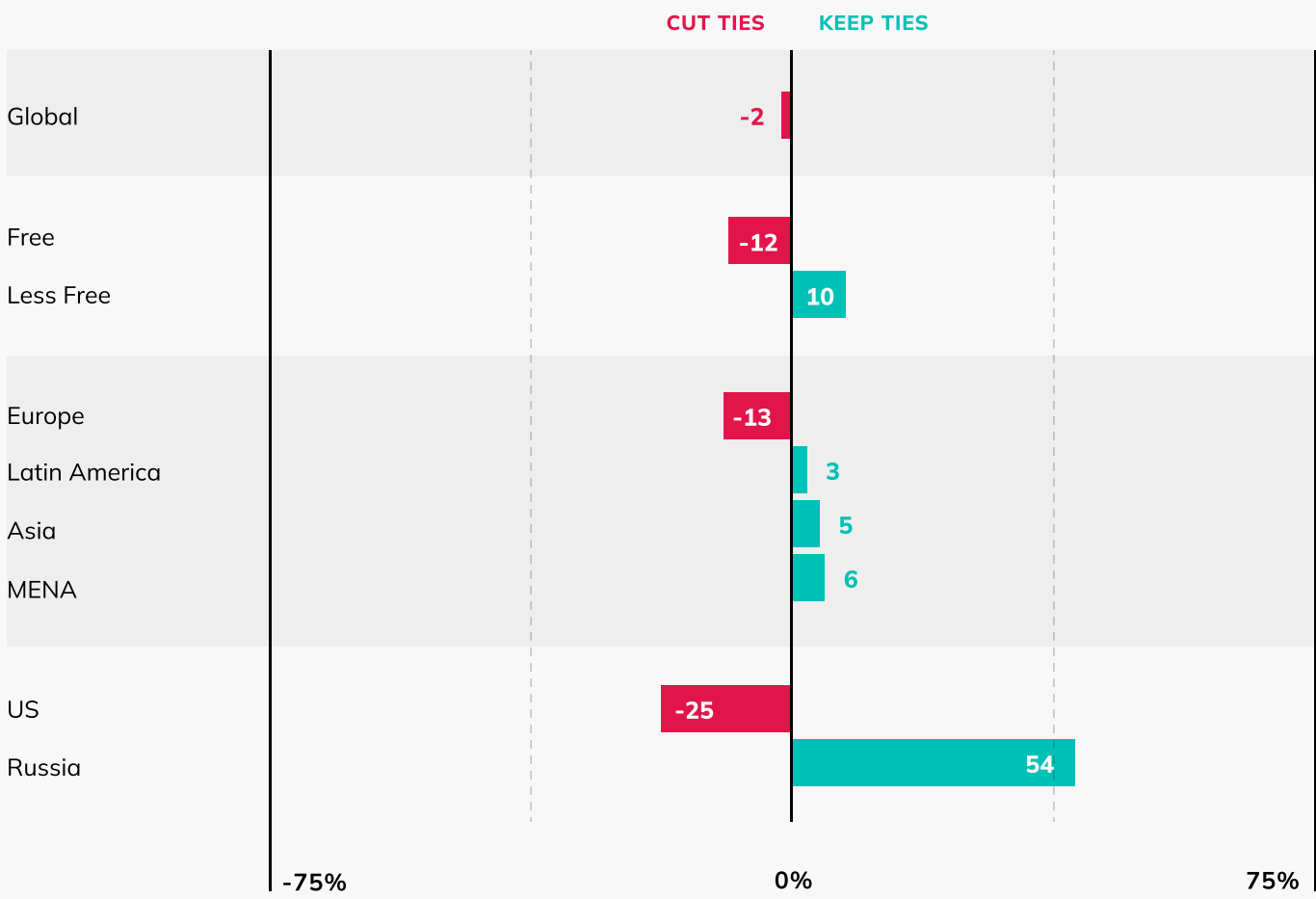
net support for keeping economic ties with China if it invaded Taiwan: % keep ties - % cut ties



KEY FINDINGS

Support for cutting ties with China divides the West from the rest


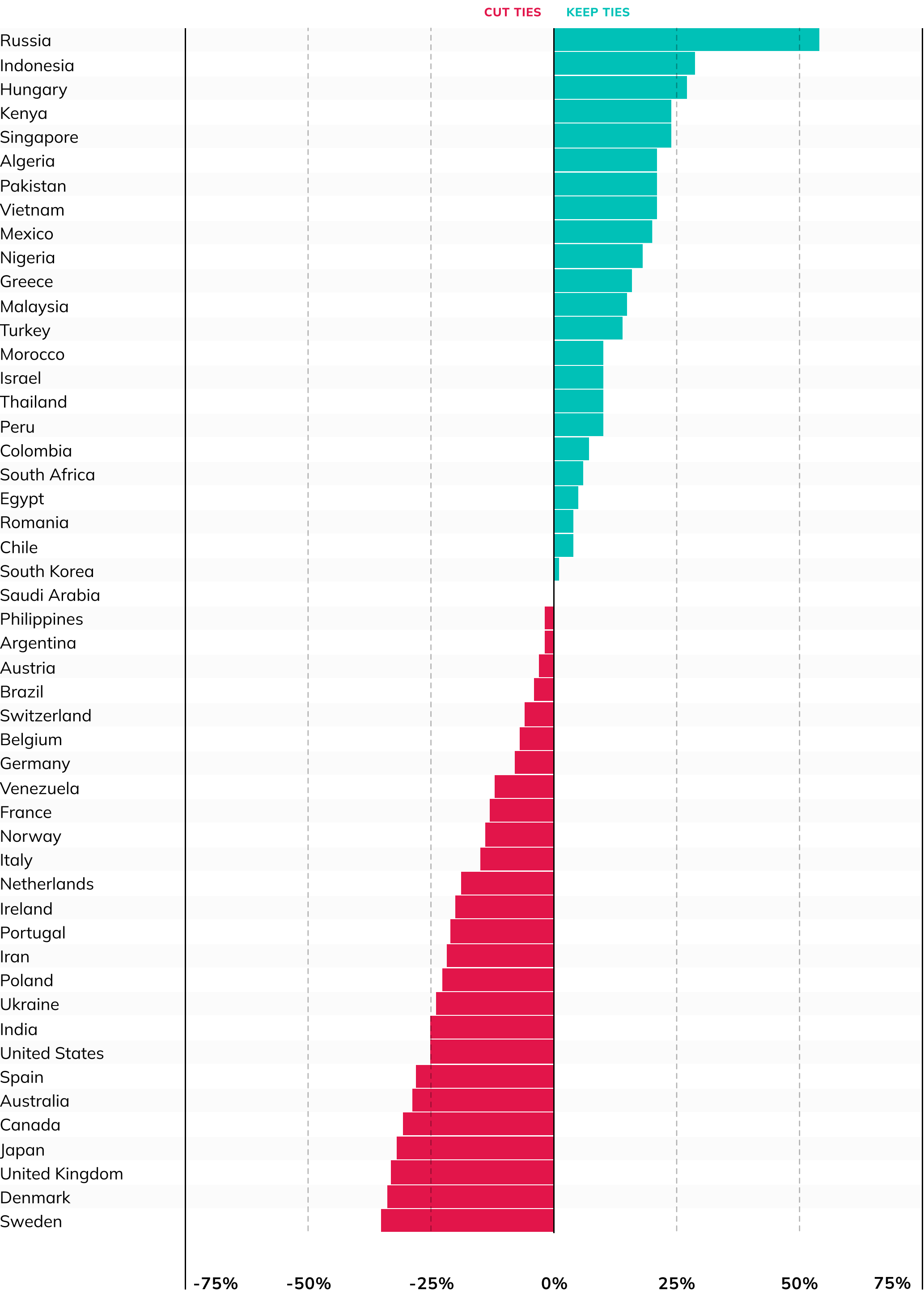
People in western democracies are generally in favor of cutting ties with China in the event of an invasion. Most other countries, however, have mixed attitudes or clearly prefer keeping ties.



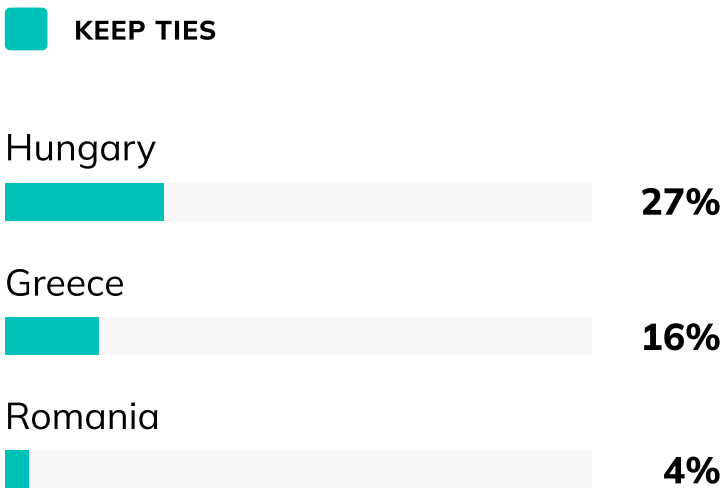
Economic Ties with China

If China invades Taiwan, half of the world would want to cut economic ties

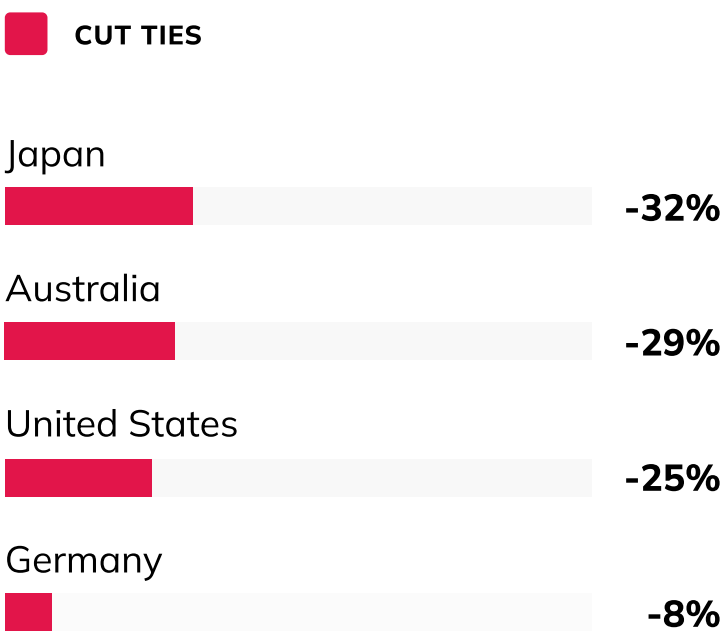
net support for keeping economic ties with China if it invaded Taiwan: % keep ties - % cut ties



Hungary, Greece, and Romania are the only countries in Europe where more people would rather keep ties with China.



Many of China's largest trading partners are among the countries where more people would rather cut ties than keep ties.



If China started a military invasion of Taiwan, do you think your country should cut economic ties with China?
Yes / No / Don't know [Question excluded in China, Taiwan, and Hong Kong]

"Cut ties" = "Yes", "Keep ties" = "No".

Attitudes in a handful of European countries have also shifted in this direction, but remain still in favor of cutting ties: Germany, Norway, Ireland, the United States and the United Kingdom.

Yes / No / Don't know [Question excluded in China, Taiwan, and Hong Kong]

"Cut ties" = "Yes", "Keep ties" = "No".



Russia-China Relations


Public attitudes in Russia and China about each other’s countries are very positive and share much in common.



KEY FINDINGS

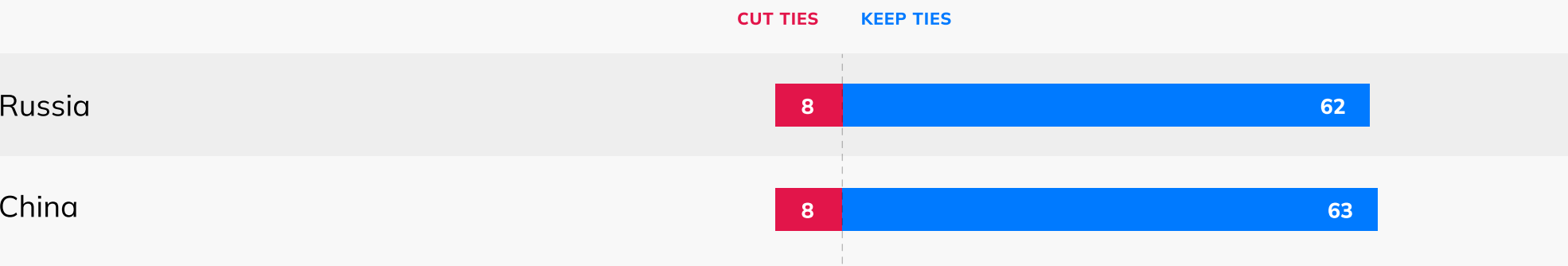
Both the Russians and Chinese hold very favorable views of each other’s countries

% say they have a positive/negative perception of China/Russia




They both overwhelmingly support keeping economic ties with each other

% say they want to keep/cut economic ties with China if it invaded Taiwan/Russia because of the war in Ukraine




They both hold the world’s most negative perceptions of the United States

% say they have a positive/negative perception of the United States



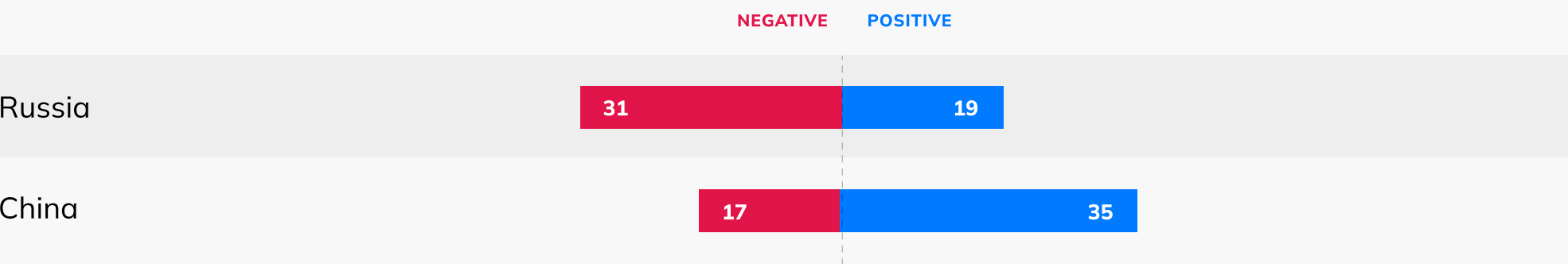
They are the only two countries to have net negative perceptions of the European Union

% say they have a positive/negative perception of the European Union



When it comes to the United Nations, however, they have different opinions

% say they have a positive/negative perception of the United Nations

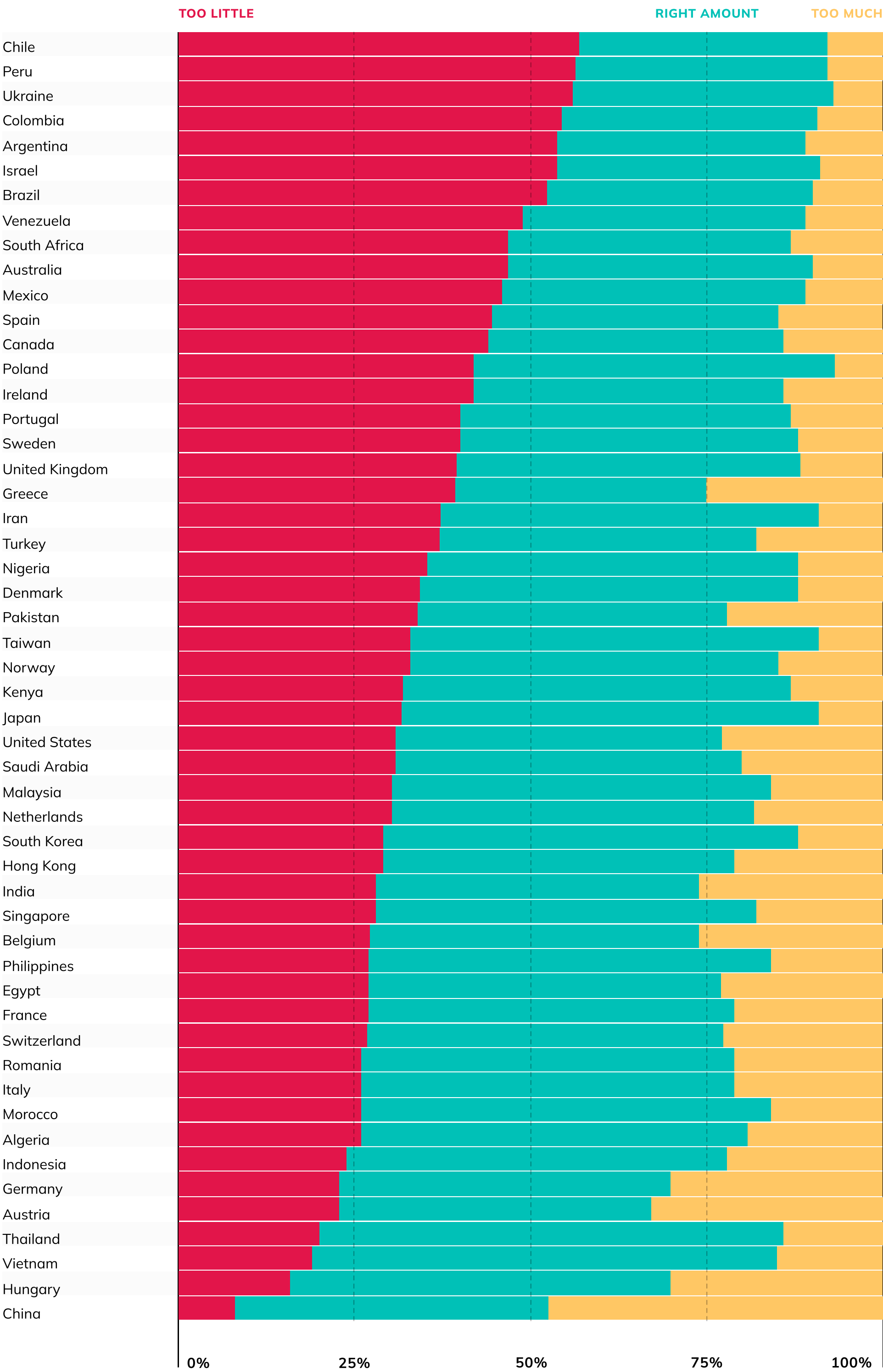


Assistance to Ukraine

Across the 52 countries, around one third (35%) of the respondents say that the US, EU, and NATO have done too little to assist Ukraine during the Russian invasion, while the remaining half say that they have done the right amount (48%) and 17% say they’ve done too much.

Half of the world says that the US, EU, and NATO have done the right amount to help Ukraine

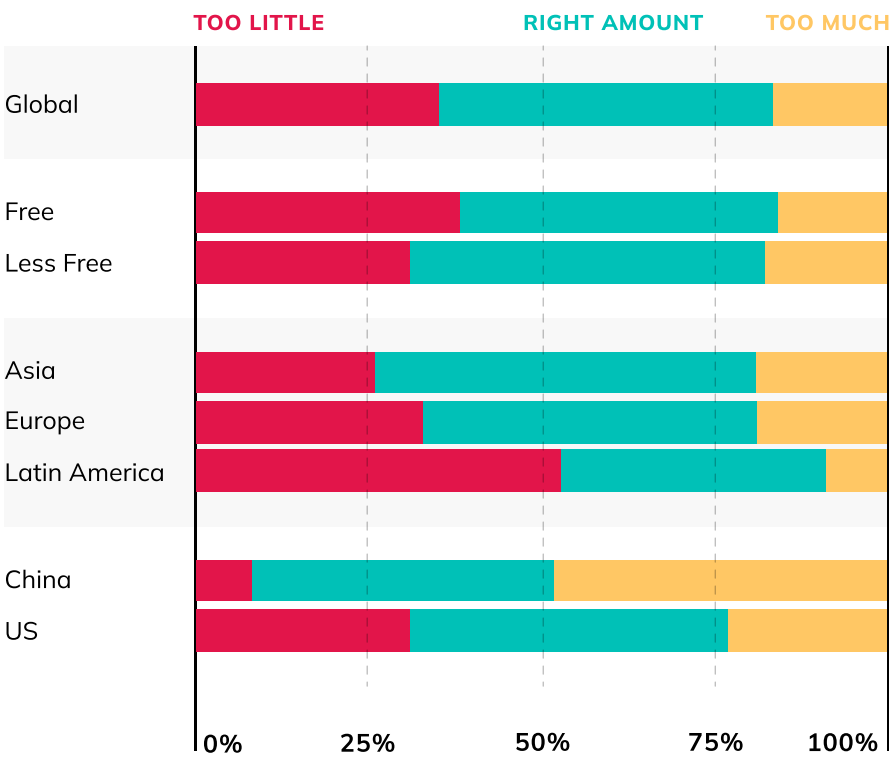
% say the US, EU, and NATO have done too little, too much, or the right amount to assist Ukraine



Regional Results

The countries that are the most likely to say that the US, the EU, and NATO have done too little to assist Ukraine during the Russian Invasion are mainly in countries in Latin America (53%).

China is the only country where more people say that the US, EU and NATO have done “too much” (47%) than the “right amount” (44%).



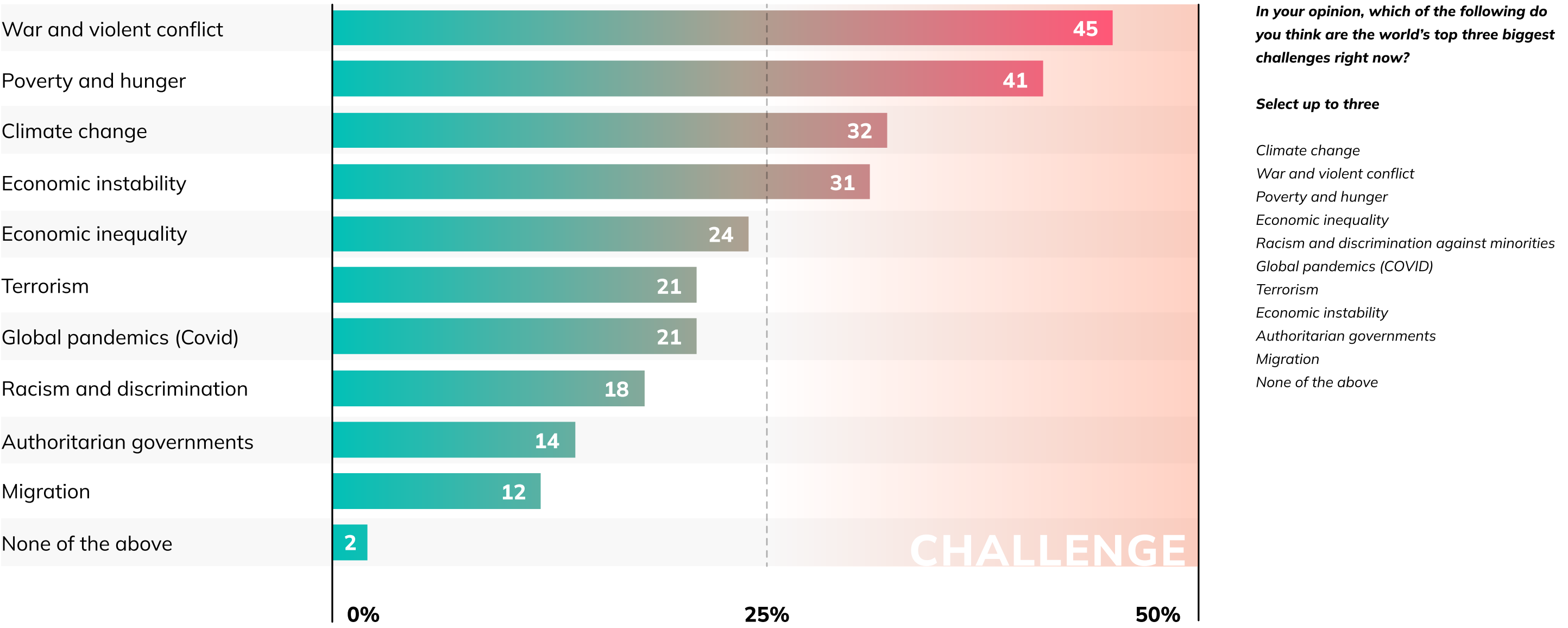
Do you think the US, EU, and NATO have done too little, too much, or the right amount to assist Ukraine during the Russian invasion?
Too much / The right amount / Too little [Question excluded in Russian questionnaire]

World Challenges

According to people around the globe, the world’s top challenges are “war and violent conflict”, followed by “poverty and hunger” and “climate change”. These concerns differ across regions, with Europe and Asia more concerned about war, and the rest of the world more concerned about poverty and hunger.

War and poverty are seen as the world's top two challenges

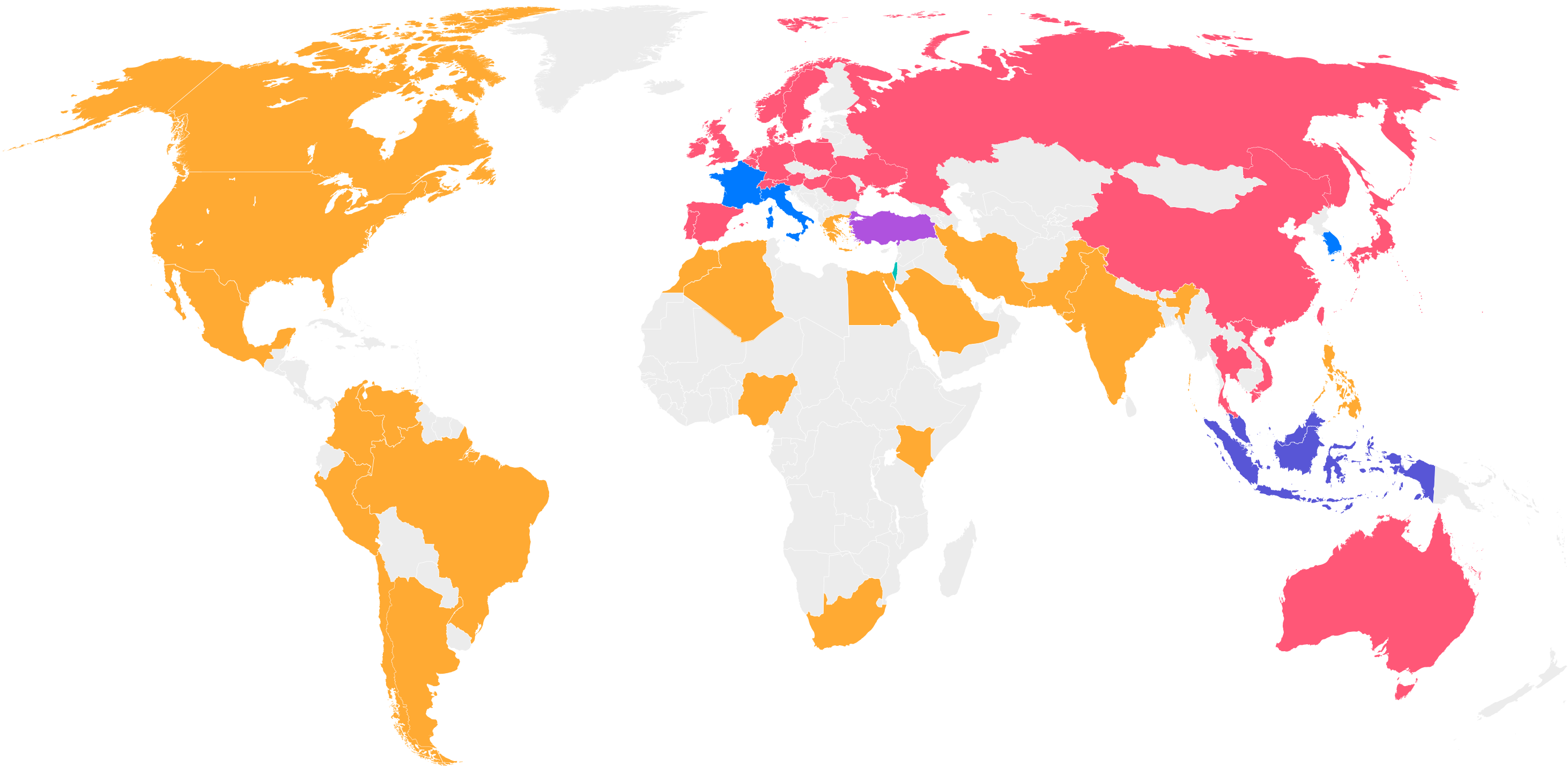
% select _____ as one of the world's top three biggest challenges right now



Half of the world says war is the top global challenge - the other half says poverty

the top challenge selected by country

WAR AND VIOLENT CONFLICT TERRORISM POVERTY AND HUNGER ECONOMIC INSTABILITY ECONOMIC INEQUALITY CLIMATE CHANGE

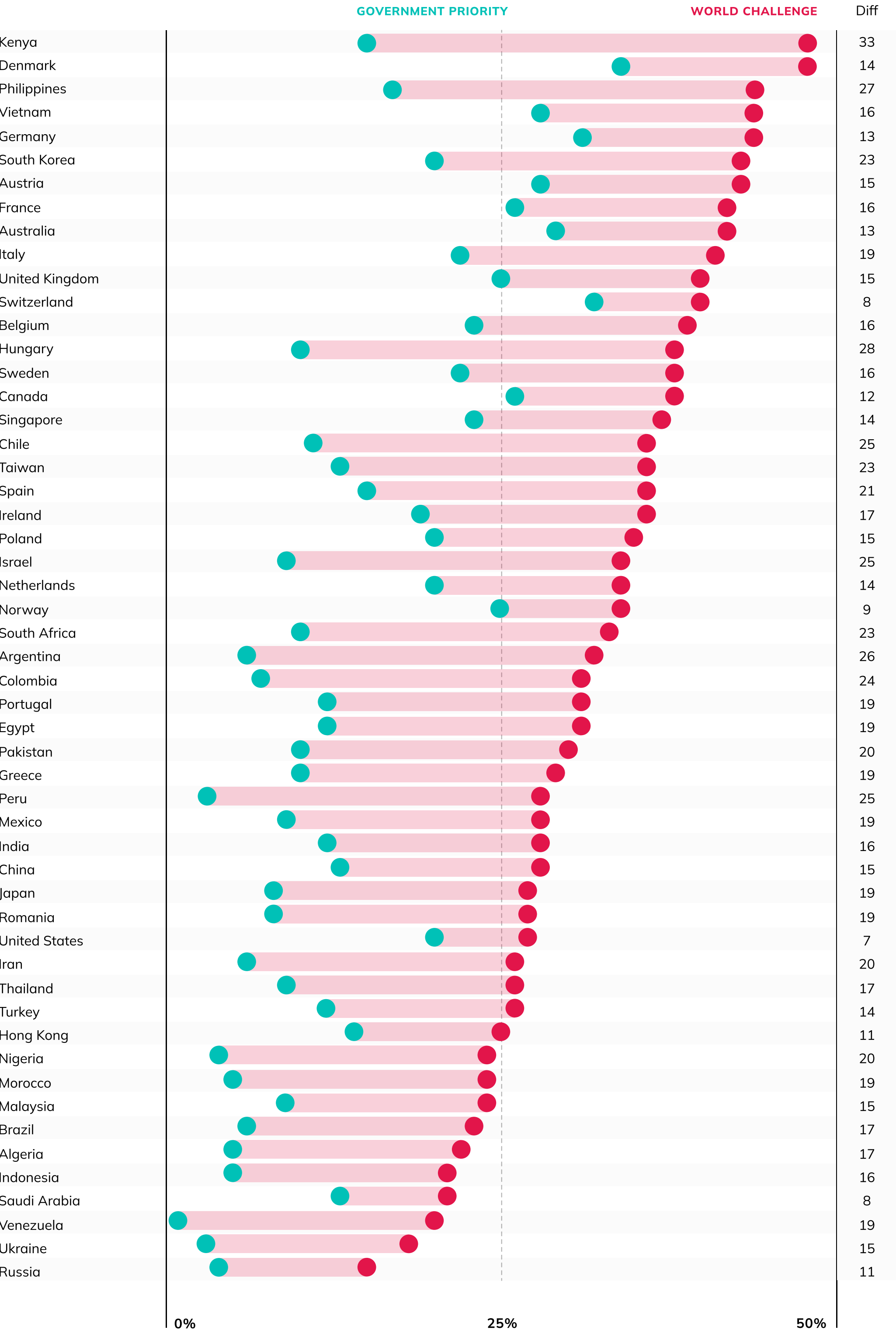


Prioritizing Climate Change

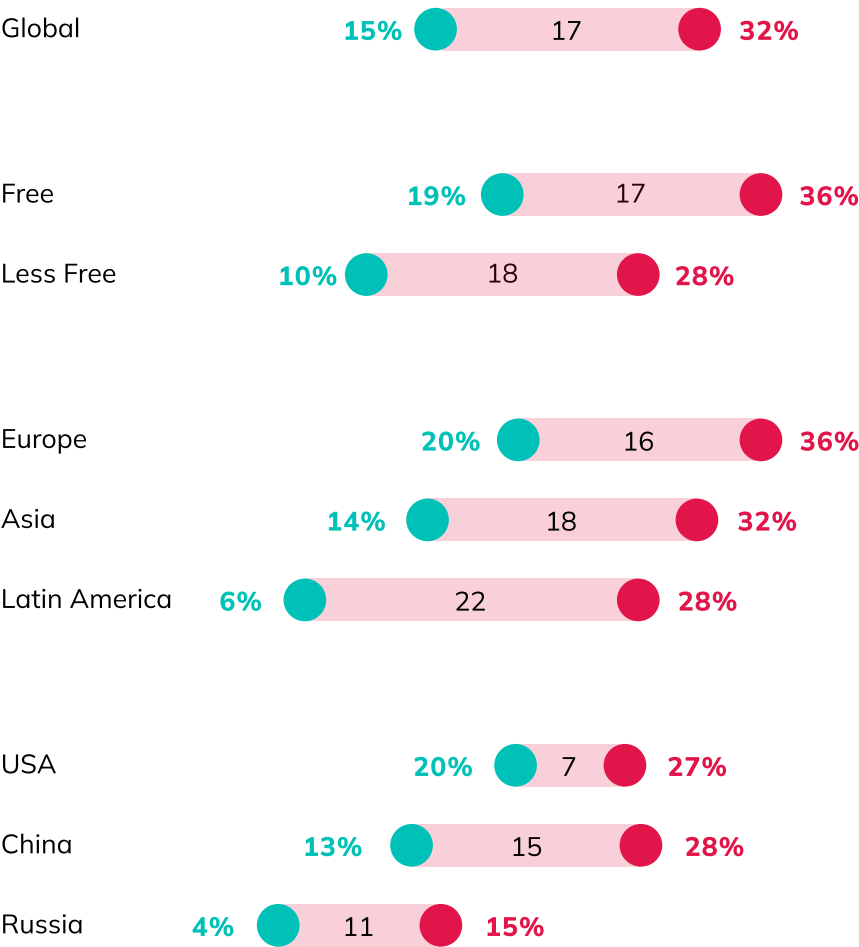
While climate change is viewed as one of the world's top three biggest challenges by 32% of the world's population, only 15% say that it should be a top priority for their government. People in western democracies, particularly in Europe, are the most likely to both perceive climate change as a major global challenge and as a top priority for their government.

Many people think climate change is one of the world's top challenges. But far fewer say it should be a top priority for their government.

% say climate change is one of the world's top three biggest challenges vs. % say fighting climate change should be one of their government's top three priorities



Regional Results



In your opinion, which of the following do you think are the world's top three biggest challenges right now?
Climate change / War and violent conflict / Poverty and hunger etc

Which of the following areas do you want your government to focus on more?
Fight climate change / Improve education / Promote gender equality etc

Democracy under COVID

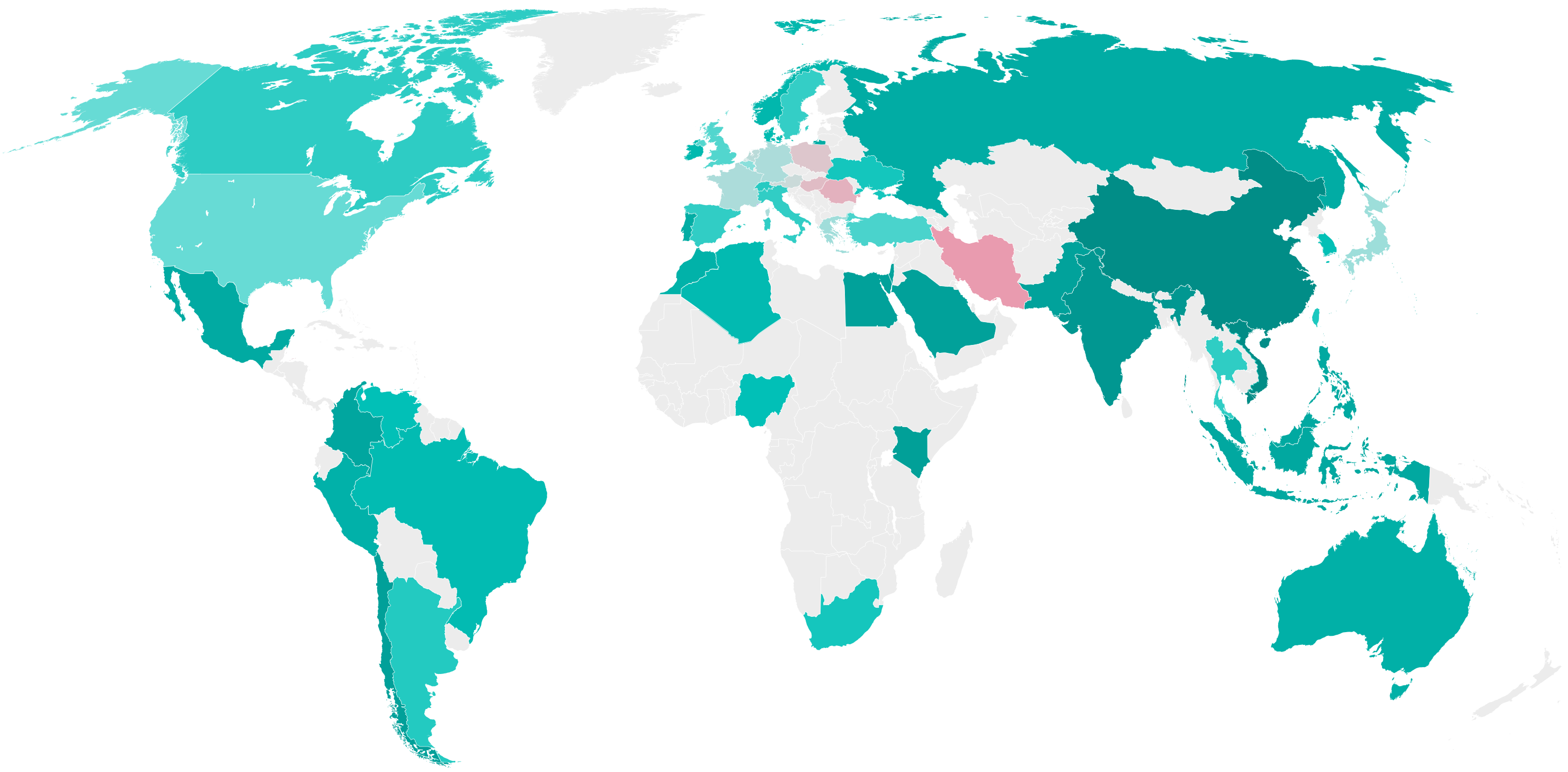
Government Response	57
COVID Restrictions	59

Government Response

Across all 53 countries surveyed, an average of 72% say that their country is responding well, ranging from 92% in Vietnam to 42% in Iran. While the majority of people are satisfied, Europe and the United States lag slightly behind the rest (63%).

Majority of people around the world are satisfied with their government's response to COVID

% say that their country is responding well to the COVID 19 crisis



How well do you think your country is responding to the coronavirus (COVID-19) crisis?
Very well / Somewhat well / Somewhat poorly / Very poorly / Don't know

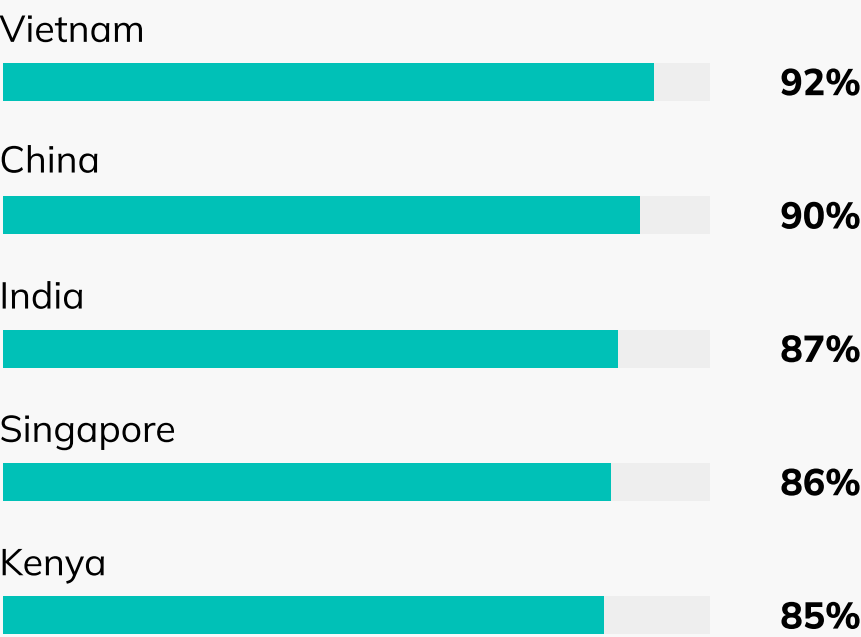
*Well includes "Very well" and "Somewhat well"



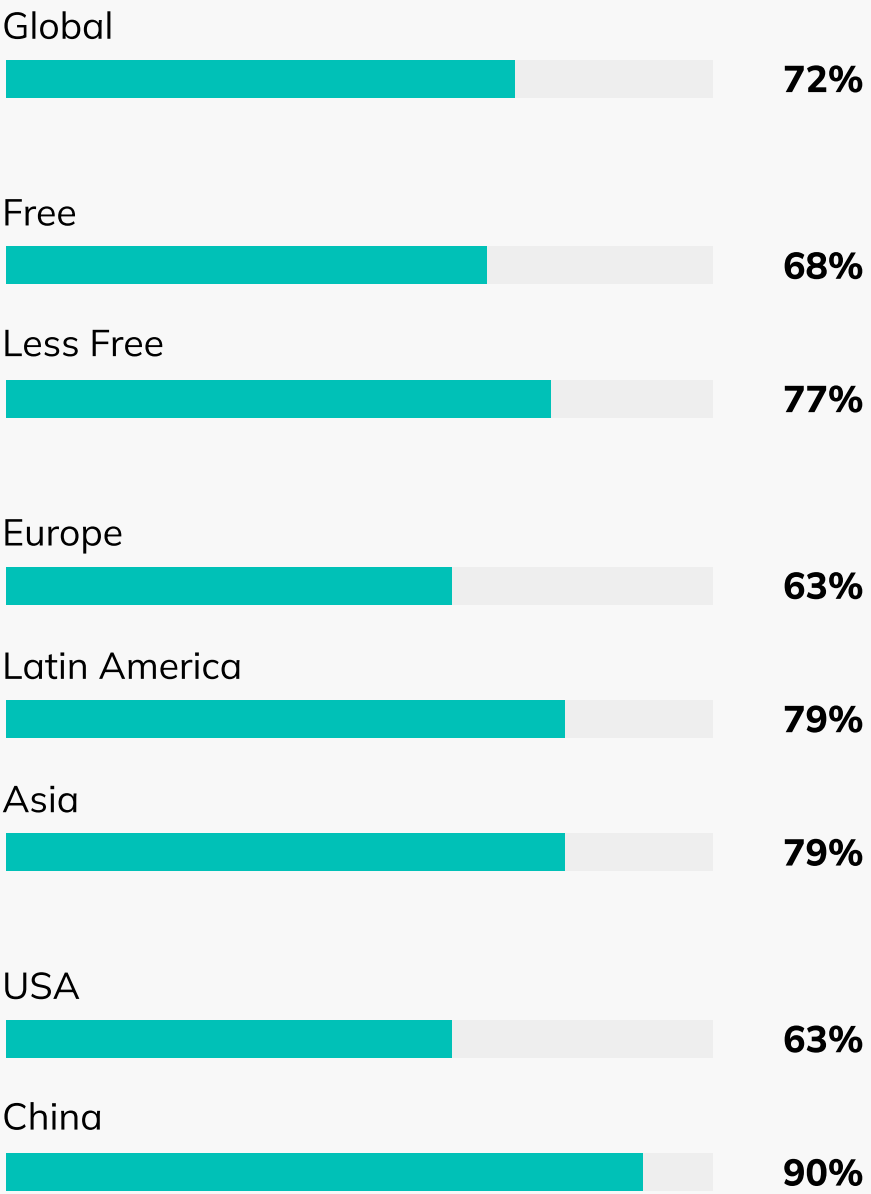
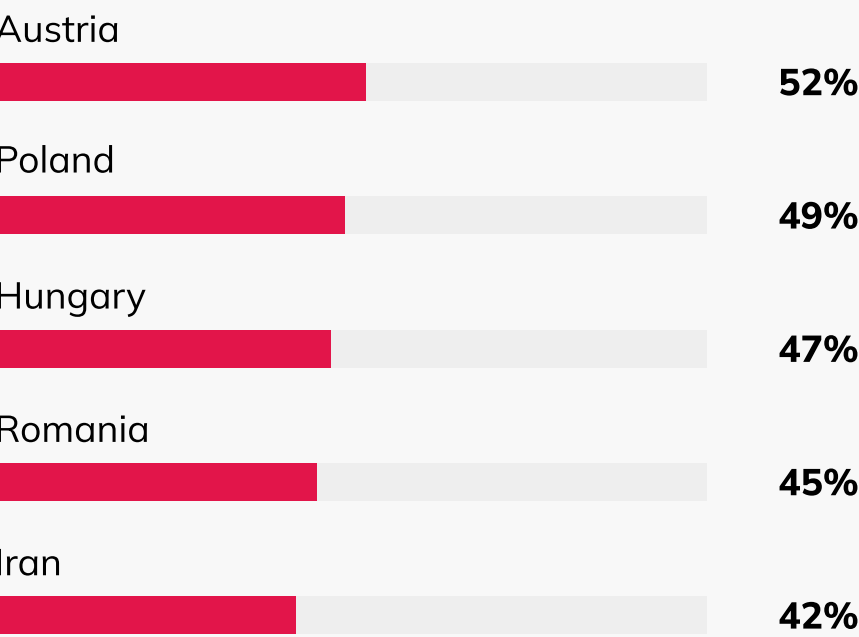
KEY FINDINGS

Three years since the start of the pandemic, people around the world are growing more and more satisfied with their government's handling of the COVID crisis. This represents a remarkable increase in public satisfaction from the lowest points in 2021, particularly in Europe and Latin America where attitudes were least positive in 2021 (under 50%) and have now rebounded up to 63% and 79% respectively.

Most satisfied



Least satisfied



Government Response

In the first year of the pandemic, from the Spring of 2020 to the Spring of 2021, people grew less satisfied with their government’s response to COVID. Yet over the next two years, satisfaction has rebounded. Today a majority of people in almost all countries around the world are satisfied with their government’s response to COVID.

How well do you think your country is responding to the coronavirus (COVID-19) crisis?

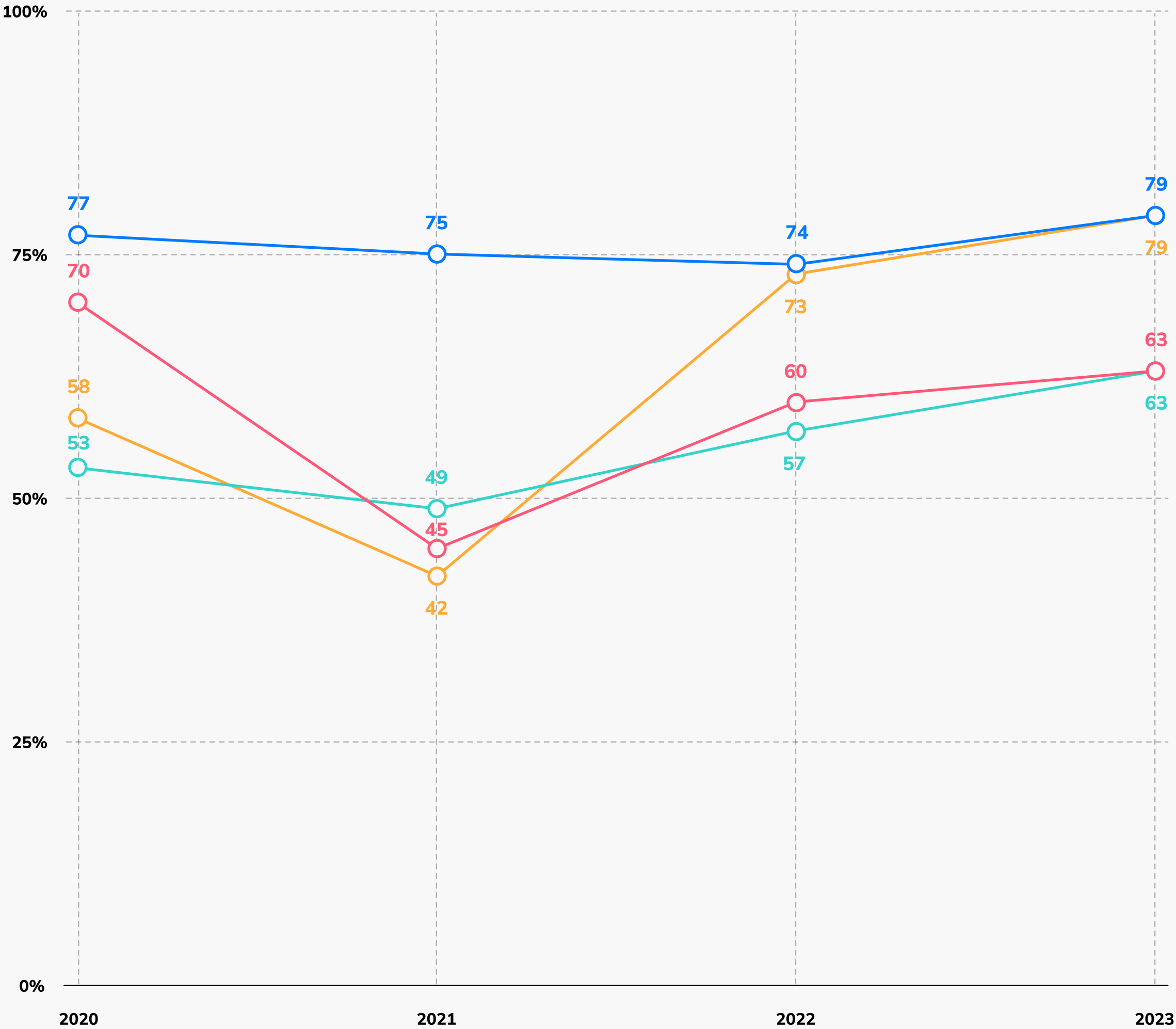
Very well / Somewhat well / Somewhat poorly / Very poorly / Don't know

*Well includes "Very well" and "Somewhat well"

- ASIA
- EUROPE
- LATIN AMERICA
- US

Satisfaction with COVID response has increased globally since 2021 downturn

% say that their country is responding well to the COVID 19 crisis

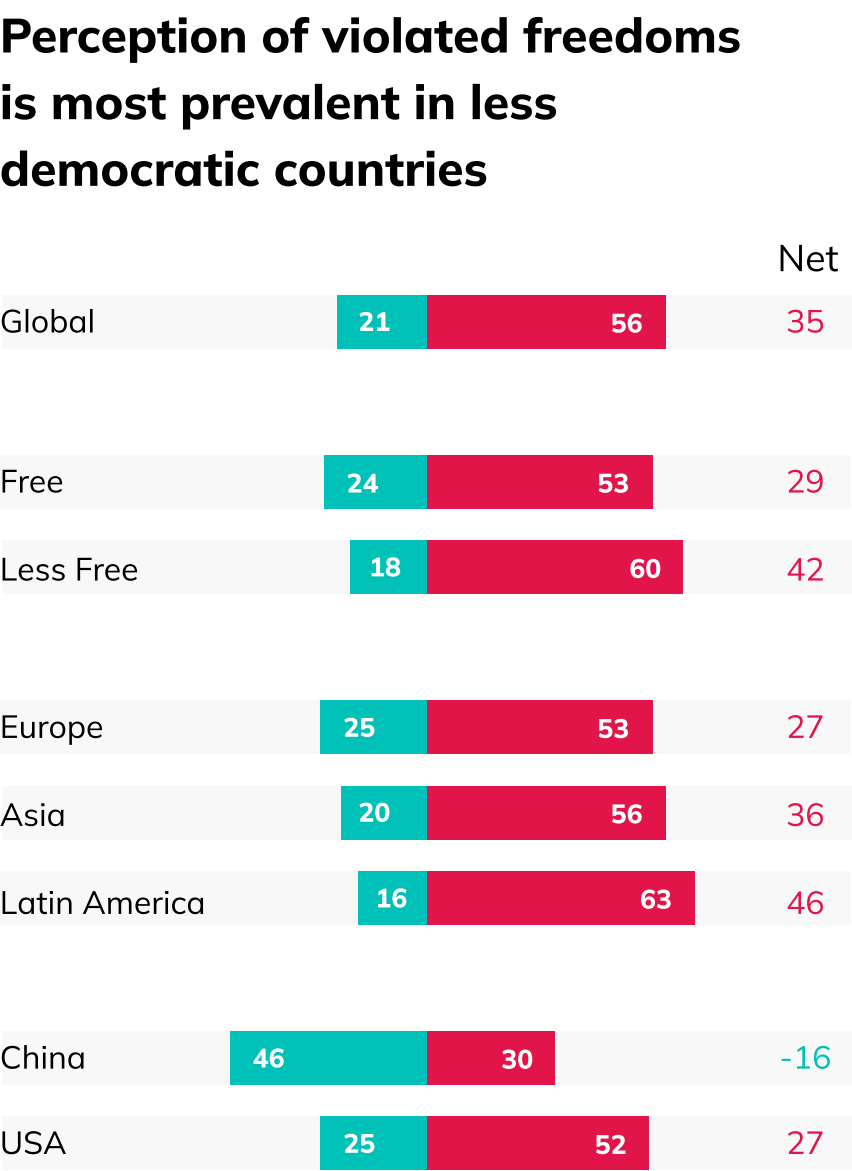
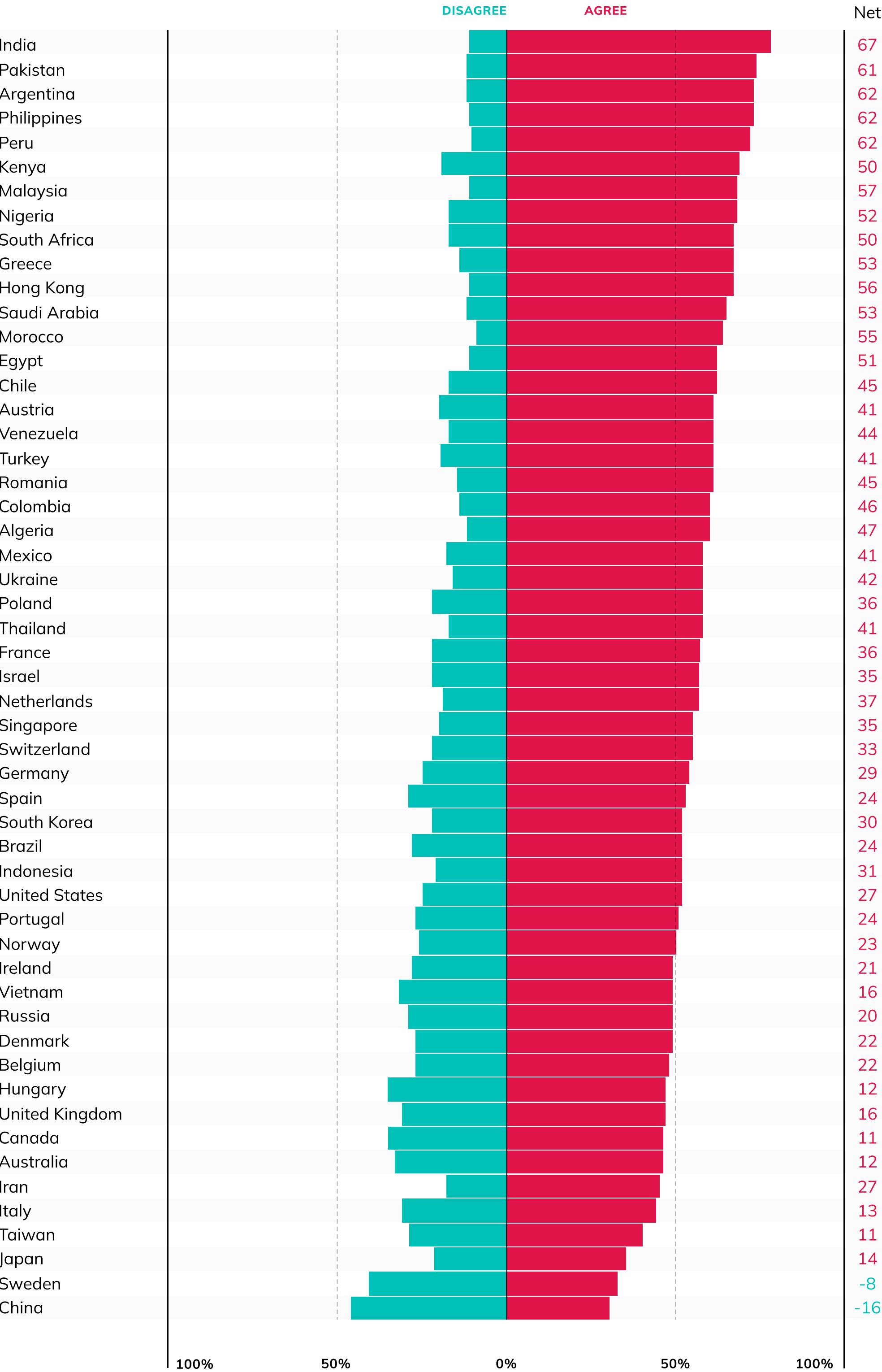


COVID Restrictions

Despite increasing satisfaction with how governments are handling COVID, the majority of people around the world are still worried that their government has done too much to limit basic freedoms. While this concern is higher in less democratic countries (60%), it is still as high as 53% in “free” democracies.

Majority of people still say their country has limited freedoms too much during COVID

% agree that their government has gone too far in limiting people's freedoms during COVID



Do you agree or disagree with the following statement:
“My government has done too much to limit people’s freedoms during the coronavirus crisis”
Strongly agree / Somewhat agree / Neither agree nor disagree / Somewhat disagree / Strongly disagree

*Agree includes “Strongly agree” and “Somewhat agree”

Methodology

Overview

This report presents an overview of a study conducted by Latana and the Alliance of Democracies in the spring of 2023, between February 7th and March 27th. The sample of n=53,970 online-connected respondents was drawn across 53 countries, with an average sample size of around 1,000 respondents per country. Nationally representative results were calculated based on the official distribution of age, gender, and education for each country's population, sourced from the most recent and available data from Barro Lee & UNStat, and census.gov. The average margin of error across all countries sampled is (+/-) 3.1 percentage points.

How the DPI Categorizes Democracies

In order to compare public opinion results between more democratic countries and less democratic countries, the DPI uses the 2023 categories from Freedom House to create two groups:

"Free" - the most democratic countries, labeled as "Free" by Freedom House.

"Less Free" - countries labeled as "Partly Free" or "Not Free" by Freedom House.

Free Speech

In some countries surveyed, the government plays an active role in shaping public opinion and/or has policies in place that restrict freedom of speech around certain topics. This can have a strong influence on the survey results.

Summary Tables

Here are the full summary tables of the results used in this report: [\(DPI 2023 - Topline Results\)](#)

Data Collection

Latana's surveys are conducted online through internet-connected devices, such as smartphones, tablets, and computers. Latana follows an open recruitment approach that leverages the reach of over 40,000 third-party apps and mobile websites. To ensure coverage across different demographic groups and geographical regions, Latana targets a highly diverse set of apps and websites – from news to shopping, to sports and games. As a result, Latana generates up to 21 million answers every month from respondents living in as many as 100 different countries.

Data Privacy and Anonymity

Once a user opts in to complete a survey, Latana informs the respondent about the nature of the questionnaire and explains that all answers – including the generic demographics that are part of the targeting and quality assurance process – are recorded anonymously. To ensure respondent privacy and high-quality response data, Latana does not collect any personally identifiable information (PII) on users. In contrast to surveys conducted face-to-face or by telephone, the anonymity offered by Latana's methodology may help reduce response bias, interviewer bias, and respondent self-censorship.

For more information, please contact:

Frederick DeVeaux

Senior Researcher at Latana

frederick.deveaux@latana.com

Latana

Our vision is to lead the development of a new generation of research technologies that enable us to better understand the needs, desires and preferences of people around the world.

Latana is an AI-Powered brand tracking solution that leverages key insights to help companies track their brand and campaign performance. An international market leader in brand tracking services, Latana also uses its technology to understand the underlying forces behind the opinions of people worldwide.

We are proud to pioneer advanced machine learning technology that has access to billions of consumers around the globe. This enables us to quickly understand consumer perception, and thus predict consumer behavior - the cornerstone of brand value.



Contact Us

For General Inquiries: hello@latana.com
For Sales: sales@latana.com
For PR/Partnerships: marketing@latana.com

latana.com



The Alliance of Democracies Foundation

Alliance of Democracies' vision is to become the world's leading “megaphone” for the cause of democracy.

The Alliance of Democracies Foundation

The Alliance of Democracies Foundation is a non-profit organization founded in 2017 by Anders Fogh Rasmussen. The Foundation is dedicated to the advancement of democracy and free markets across the globe and runs three core programs: the Copenhagen Democracy Summit, the Expeditionary Economics Program, and the Campaign for Democracy.

The Copenhagen Democracy Summit

The Copenhagen Democracy Summit is an annual conference bringing together political and business leaders, including current and former heads of government, from the world's democracies. The goal of the Summit is to be the top international forum for analysis of the security and economic challenges facing the democratic world as well as a forum for analysis of the interplay between technology and democratic norms.



Contact Us

General Inquiries: info@allianceofdemocracies.org
Press Inquiries: media@allianceofdemocracies.org

www.allianceofdemocracies.org



With a special sponsorship
from the University of Denver



Questionnaire

Q1
In your opinion, how important is it for your country to be a democracy?
Slider: 0 - not at all important; 10 - very important

Q2
Think about your country today. How democratic do you think it is?
Slider: 0 - not at all democratic; 10 - very democratic

Q3
Which of the following statements comes closest to your view?
I think there is not enough democracy in my country
I think there is the right amount of democracy in my country
I think there is too much democracy in my country

Q4
How important is it for you that everyone in your country can freely express their opinion on political and social topics?
Very important
Somewhat important
Somewhat unimportant
Very unimportant
Don't know

Q5
Think about your country today. Do you agree or disagree with the following statement: “Everyone in my country can freely express their opinion on political and social topics”?
Strongly agree
Somewhat agree
Neither agree nor disagree
Somewhat disagree
Strongly disagree

Q6
How important is it for you that political leaders in your country are elected in free and fair elections?
Very important
Somewhat important
Somewhat unimportant
Very unimportant
Don't know

Q7
Think about your country today. Do you agree or disagree with the following statement: “Political leaders in my country are elected in free and fair elections”?
Strongly agree
Somewhat agree
Neither agree nor disagree
Somewhat disagree
Strongly disagree

Q8
How important is it for you that everyone in your country is equal before the law and has the same basic rights?
Very important
Somewhat important
Somewhat unimportant
Very unimportant
Don't know

Q9
Think about your country today. Do you agree or disagree with the following statement: “Everyone in my country is equal before the law and has the same basic rights”
Strongly agree
Somewhat agree
Neither agree nor disagree
Somewhat disagree
Strongly disagree

Q10
Which of the following statements comes closest to your view?
“My government usually acts in the interest of...”
... most people in my country
... a small group of people in my country

Q11
Which of the following areas do you want your government to focus on more?
Select up to three
Improve education
Fight climate change
Promote gender equality
Promote economic growth
Reduce poverty
Invest in security and defense
Improve health care
Fight corruption
Reduce immigration
Reduce income inequality
Other / none of the above

Questionnaire

Do you agree or disagree with the following statements?
“Democracy in my country is threatened by ...”

Q12
“... economic inequality”

- Strongly agree
- Somewhat agree
- Neither agree nor disagree
- Somewhat disagree
- Strongly disagree

Q13
“... the influence of Big Tech companies (Google, Amazon, Apple, Facebook)”

- Strongly agree
- Somewhat agree
- Neither agree nor disagree
- Somewhat disagree
- Strongly disagree

[In the Chinese questionnaire company names are replaced with “Alibaba, Tencent, Baidu, Meituan”]

Q14
“... limitations on free speech”

- Strongly agree
- Somewhat agree
- Neither agree nor disagree
- Somewhat disagree
- Strongly disagree

Q15
“... election interference from foreign powers”

- Strongly agree
- Somewhat agree
- Neither agree nor disagree
- Somewhat disagree
- Strongly disagree

Q16
“... unfair elections and/or election fraud”

- Strongly agree
- Somewhat agree
- Neither agree nor disagree
- Somewhat disagree
- Strongly disagree

Q17
“... corruption”

- Strongly agree
- Somewhat agree
- Neither agree nor disagree
- Somewhat disagree
- Strongly disagree

Q18
“... the influence of global corporations”

- Strongly agree
- Somewhat agree
- Neither agree nor disagree
- Somewhat disagree
- Strongly disagree

Q19
Overall, do you think that social media platforms (i.e. Facebook, Twitter) have a positive or negative impact on democracy in your country?

- Very positive
- Somewhat positive
- Somewhat negative
- Very negative
- No impact
- Don't know

[In the Chinese questionnaire “Facebook, Twitter” are replaced with “Qzone, WeChat”]

Q20
In general, do you think there should be more or less regulation on content that people share on social media platforms?

- More regulation
- Neither more nor less
- Less regulation
- Don't know

Q21
How well do you think your country is responding to the coronavirus (COVID-19) crisis?

- Very well
- Somewhat well
- Somewhat poorly
- Very poorly
- Don't know

Q22
Do you agree or disagree with the following statement: “My government has done too much to limit people’s freedoms during the coronavirus crisis”

- Strongly agree
- Somewhat agree
- Neither agree nor disagree
- Somewhat disagree
- Strongly disagree

Questionnaire

Q23
What is your overall perception of the United States?

- Very positive
- Somewhat positive
- Neither positive nor negative
- Somewhat negative
- Very negative
- Don't know

Q24
What is your overall perception of Russia?

- Very positive
- Somewhat positive
- Neither positive nor negative
- Somewhat negative
- Very negative
- Don't know

Q25
What is your overall perception of China?

- Very positive
- Somewhat positive
- Neither positive nor negative
- Somewhat negative
- Very negative
- Don't know

Q26
What is your overall perception of the European Union?

- Very positive
- Somewhat positive
- Neither positive nor negative
- Somewhat negative
- Very negative
- Don't know

Q27
What is your overall perception of the United Nations?

- Very positive
- Somewhat positive
- Neither positive nor negative
- Somewhat negative
- Very negative
- Don't know

Q28
Overall, do you think the United States has a positive or negative impact on democracy around the world?

- Very positive
- Somewhat positive
- Somewhat negative
- Very negative
- No impact
- Don't know

Q29
In your opinion, which of the following do you think are the world's top three biggest challenges right now?

- Select up to three*
- Climate change
 - War and violent conflict
 - Poverty and hunger
 - Economic inequality
 - Racism and discrimination against minorities
 - Global pandemics (Covid)
 - Terrorism
 - Economic instability
 - Authoritarian governments
 - Migration
 - None of the above

Q30
Do you think the US, EU, and NATO have done too little, too much or the right amount to assist Ukraine during the Russian invasion?

- Too much
- The right amount
- Too little

[Question excluded in Russian questionnaire]

Q31
Do you think your country should cut economic ties with Russia because of the war in Ukraine?

- Yes
- No
- Don't know

[Question excluded in Russian questionnaire]

Q32
If China started a military invasion of Taiwan, do you think your country should cut economic ties with China?

- Yes
- No
- Don't know

[Question excluded in China, Taiwan, and Hong Kong]